

The Silatech Index:

Voices of Young Arabs

June 2009

سيلاتك Dilatech™
Young People...Enterprise...Employment...

In Partnership With Gallup

The Silatech Index:

Voices of Young Arabs

GALLUP®

I am very proud of our partnership with Silatech. With a view toward weak global economies, now more than ever, there is a strong need for institutions that work to bring the best-of-brand to a challenge of great significance to all societies. The Silatech Index is Gallup's first comprehensive poll of youth in the League of Arab States to focus on: (1) their outlook and that of society on the subject of job creation; (2) their access to the many things they need to find a job; and (3) the obstacles they see in the way of their success.

Worldwide, the most serious challenges in regard to job creation are among youth in the Arab world. The Index will guide Silatech and global leaders on how to best approach this significant challenge. The Index will be published twice per year and serve as a reliable compass based on the pulse of young people in the Arab world.

We are proud to partner with Silatech and members of the Silatech Knowledge Consortium on this very important effort to "crack the code" on jobs and young people in these regions.

We'd like to thank Silatech founder Her Highness Sheikha Mozah Bint Nasser Al-Missned for helping to forge this important partnership. And we congratulate the Silatech team for its excellent efforts thus far in launching the regional and country-level operations. We are committed to working with you through the Index and the contributions of our Center for Muslim Studies and World Poll teams to meet this serious global challenge, one region at a time.



Jim Clifton
Chairman and CEO



The time has never been better to invest in young people living in the Arab world; that is the essential message of this report. The findings of this study, based directly on the voices of thousands of young people across the Arab world, offer fresh insights into their perspectives, ideas, hopes, and fears. These young people are generally optimistic, with aspirations and dreams. They are also one of the healthiest and best-educated generations the region has ever known — offering a strong foundation on which to build.

Young people across the Arab world face complex challenges that are clearly detailed throughout this report. Among these great challenges is employment — or the lack of it. The Middle East and North Africa face one of the highest rates of youth unemployment and under-employment in the world. Creating the required number of new jobs over the next two decades will be monumentally difficult. Even more young people could be forced into unemployment, low-quality jobs, and living “on the margins” in the weakened global economic climate. The global economic slowdown is hitting the Middle East at a time when the youth share of the total population is at a high, with nearly 32% between the ages of 15 and 29.

Considerable research has already documented that the situation demands bold, creative, and wise policies and investments — in education, in development, and in creation of economic opportunities that are truly accessible to young people across the region.

Silatech believes in young people ... in their potential and their contributions. We see young people as *problem solvers* in their communities, not *problems to be solved*. We don't approach young people as “beneficiaries,” but as active, engaged participants and actors. We have commissioned this study because we believe the foundation of our work should be based on the authentic voices of young people themselves, their ideas, and the challenges they identify. This information, when combined with extensive macro and micro economic and social data in each country, provides the basis for our investments, policies, and efforts.

This landmark report — the first in a series — offers fresh perspectives on how young people across the Arab world are being affected by, and responding to, the global economic downturn. Even more, it offers a realistic view of how young people see their future, their prospects, and the paths they so earnestly wish to pursue.

Our sincere thanks to Gallup for its excellent work and leadership in preparing this report and to the other members of the Silatech Knowledge Consortium for their ongoing support and encouragement.

A handwritten signature in black ink, appearing to read 'Rick Little', is positioned above the name and title.

Rick Little
Silatech, Chief Executive Officer

Acknowledgments

Gallup, the Gallup World Poll team, and the Gallup Center for Muslim Studies would like to thank those whose wisdom, insight, and courage fostered the Silatech project, the many constituents who guided and directed this work, and all those who contributed to the creation and production of this report.

A principal supporter of the work in the areas of youth engagement and employment and a key thought leader for this project is Her Highness Sheikha Mozah Bint Nasser Al-Missned, the Consort of His Highness the Emir of Qatar, Sheikh Hamad Bin Khalifa Al-Thani. The interest, excitement, and engagement in this topic are firmly rooted in Her Highness' foundational work in bringing these issues to the forefront.

Special thanks go to the Silatech Knowledge Consortium and Silatech Board, who commissioned the Silatech Index project. These entities began this project with the forethought to measure key elements that affect youth and unemployment across the League of Arab States. This report will be the first of many that take the pulse of the region and guide and direct policy decisions for years to come.

The study is commissioned by the Silatech Knowledge Consortium and Board of Trustees:

Silatech Board of Trustees Members

Her Highness Sheikha Mozah Bint Nasser Al-Missned, *Qatar*

Founder and Chair of Silatech

Founder and Chair of the Qatar Foundation for Education, Science and Community Development

His Excellency Martti Ahtisaari, *Finland*

Former President of Finland

Nobel Peace Prize Laureate, 2008

Co-Chairman of the European Council on Foreign Relations

His Excellency Dr. Khalid Bin Mohammed Al-Attiyah, *Qatar*

Minister of International Cooperation

Sir David Bell, *United Kingdom*

Chairman of the *Financial Times*

Mr. John Chambers, *United States*

Chairman and Chief Executive Officer of Cisco

Mr. Wim Elfrink, *Netherlands*

Chief Globalization Officer of Cisco

Mr. Nabil Kuzbari, *Syria*

President and CEO of Vimpex Handelsgesellschaft MBH

President and CEO of The Kuzbari Group

Mr. Rick Little, *United States*

Chief Executive Officer of Silatech

Founder and President of the ImagineNations Group

Founder of the International Youth Foundation

Her Excellency Mary Robinson, Republic of Ireland

Former President of the Republic of Ireland
Former United Nations High Commissioner for Human Rights
President, Realizing Rights, The Ethical Globalization Initiative

Mr. Ratan Tata, India

Chairman of Tata Sons
Chairman of the Investment Commission of India

Silatech Knowledge Consortium Members

Nada Al-Nashif

International Labour Organization – Chair of the Knowledge Consortium

Andrew Crapuchettes

Economic Modeling Specialists Inc.

Navtej Dhillon

The Wolfensohn Center for Development at the Brookings Institution

Lisa MacCallum

Nike Foundation

Rami Khouri

American University of Beirut/Issam Fares Institute for Public Policy and International Affairs

Pawan Patil

World Bank

Dalia Mogahed

Gallup, Inc.

Tarik Yousef

Dubai School of Government

Alan Fleischmann

ImagineNations Group

In addition, we would like to thank Gallup's entire team of senior scientists for their invaluable advice and guidance on this report. We are also indebted to Dr. Gale Muller, Dr. Robert Tortora, Richard Burkholder, Dr. Rajesh Srinivasan, Dr. Anita Pugliese, Dr. Susan Nugent, Christine Delmeiren, Jihad Fakhreddine, Julie Ray, Samantha Allemang, Ben Klima, Bryant Ott, and Jess Stutzman for their tremendous help with analyzing the data and editing the report.

Table of Contents

Technical Note	9
Introduction	13
Voices of Arab Youth	19
Silatech Index Regional Rankings	31
GCC and Iraq Region Index Scores	32
Levant and Egypt Region Index Scores	34
Maghreb Region Index Scores	36
East Africa/Red Sea Region Index Scores	38
Country Reports	
Algeria.....	42
Bahrain.....	46
Comoros.....	50
Djibouti.....	54
Egypt.....	58
Iraq.....	62
Jordan.....	66
Kuwait.....	70
Lebanon	74
Mauritania.....	78
Morocco	82
Palestinian Territories.....	86
Qatar	90
Saudi Arabia.....	94
Somalia (Somaliland Autonomous Region)	98
Sudan	102
Syria	106
Tunisia.....	110
United Arab Emirates (UAE)	114
Yemen.....	118
Methodology	124
Mindset Index.....	126
Access Index.....	127
Policy Index.....	128
Decent Work Index.....	129
Appendix A: Data Collection and Sample Information	132
Appendix B: Copy of Survey	134
Appendix C: Selected Sources	168

Technical Note

Between February and April 2009, Gallup polled 8,597 national youth (aged 15 to 29) across 19 countries that are members of the League of Arab States and the Somaliland autonomous region. In addition, 9,590 nationals aged 30 and older were also polled during the same period.

In this report, youth is defined as respondents between the ages of 15 and 29. “Young people” and “youth” are used interchangeably throughout the report. All respondents identified in this report are citizens of their countries of residence. Such a focus on “nationals” provides an important analytical tool to make reliable comparisons.

The Gallup Poll findings contained in this report cover the vast majority of countries that are members of the League of Arab States (Algeria, Bahrain, Comoros, Djibouti, Egypt, Iraq, Jordan, Kuwait, Lebanon, Mauritania, Morocco, Palestinian Territories, Qatar, Saudi Arabia, Sudan, Syria, Tunisia, United Arab Emirates, and Yemen). Because of ongoing conflict in Somalia (another Arab League member), Gallup could field the questionnaire only in the northwest region of the country, which is known as Somaliland. In 1991, the region declared its independence after civil order collapsed in Somalia, but the international community does not recognize Somaliland as a sovereign nation. For ease of use, the term “Somaliland” is used in this report to identify the region of Somalia where the fieldwork could take place. However, such reference is not an indication of any position taken by Gallup or Silatech on the political status of Somaliland.

Poll findings for Libya and Oman are not available as the questionnaire could not be fielded in those countries in preparation for this analysis.

For the purposes of this report, Gallup grouped the 19 Arab League countries and the Somaliland autonomous region into four regions. Geographical, economic, historical, and cultural factors were taken into account to create these regional groupings. For example, Yemen is included in the East Africa/Red Sea group because of its historical relationship with other Red Sea and Horn of Africa states.

GCC and Iraq	Levant and Egypt	Maghreb	East Africa/Red Sea
Bahrain	Egypt	Algeria	Comoros
Iraq	Jordan	Mauritania	Djibouti
Kuwait	Lebanon	Morocco	Somalia (Somaliland autonomous region)
Qatar	Palestinian Territories	Tunisia	Sudan
Saudi Arabia	Syria		Yemen
United Arab Emirates			

Introduction

Young People...

Enterprise...

Employment...

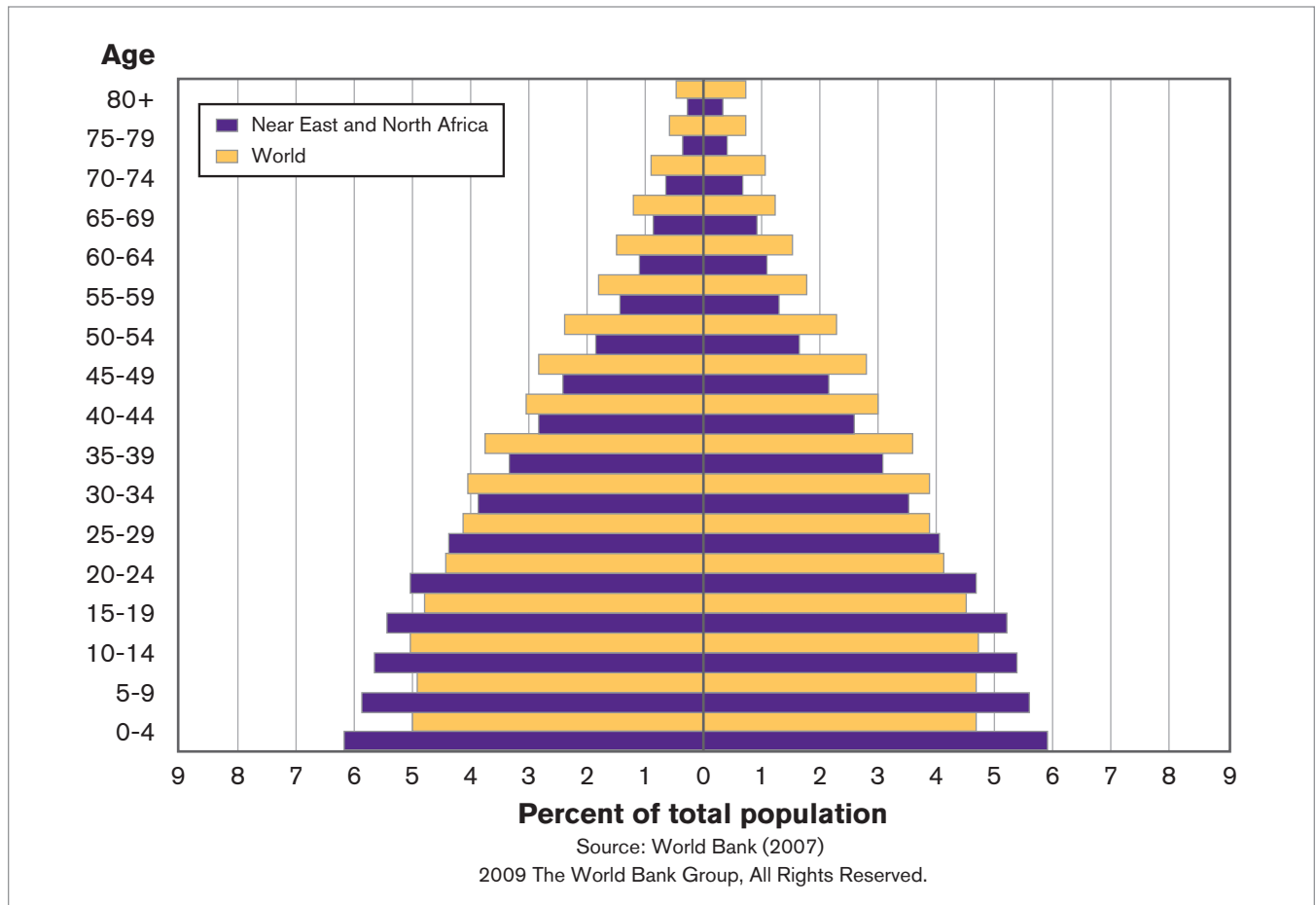
Introduction

Often hidden from view but in plain sight are millions of young people who are arguably the world's most abundant and untapped asset.

Young people in the Arab world ought not to be considered a minority special interest. With about two-thirds of the Middle East and North Africa region's population below the age of 24, the region is facing an unprecedented "youth bulge." Across the Arab world, young people who are between the

ages of 15 and 29 represent more than 30% of the population. This demographic cohort, 100 million strong, is the largest ever in the region to enter the labor market. The large youth population is the result of high fertility rates between 1970 and 2000, and while growth rates are slowing down, the region will continue to have one of the world's youngest populations in the next decade. Unfortunately, and given current projections, there will not be enough jobs available to support them.

MENA's Youth Population Is Among the Largest in the World



The current youth bulge creates a demographic window of opportunity in which economies that focus investment and enabling policies in support of young people could find themselves supporting sustained economic growth. For all MENA countries, the window of opportunity will remain open for at least the next 10 years, and for countries such as Yemen and Iraq, and the West Bank and Gaza, the window will remain open beyond 2050. The potential exists for countries to benefit by ensuring that youth have the health, skills, and social capital to productively contribute to growth. If investments are not made in youth, however, there is a risk that the youth bulge may manifest itself as a drain on growth and society, rather than as a dividend.

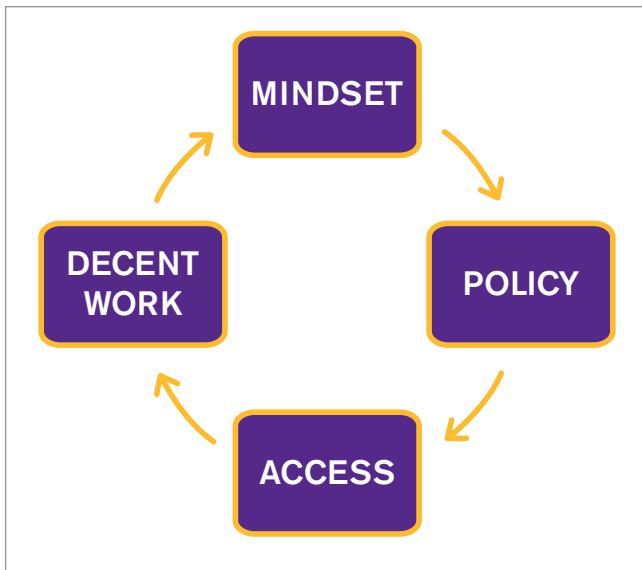
The passage from adolescence to adulthood bundles all the hopes, dreams, and aspirations of young Arabs. It is a period of transition when young people experience the pain of defining their identities. Each young person's experience is unique. Even youth living in conflict zones, which present their own challenges to the full utilization of human capital, express hopes for a better future. But it is the ability to harness the energy, momentum, and talents of this rich youth mosaic that will enable Arab countries to overcome the myriad challenges they face.

The transition from school to workplace remains a challenge for many young Arabs. Governments across the region are in the process of restructuring their economies by reducing the size of their public sector while promoting the development of market-based economies. But educational systems that emphasize rigid academic credentials instead of readily transferable skills have further impeded many young Arabs from entering the private sector. It is also important to note that across the socio-economic and cultural diversity that spans the Arab world, the youth challenge is not confined

to one country. It is one of the challenges that all national governments are confronted with in the first quarter of the 21st century. As such, the transnational nature of the problem underscores the need for governments to build strong public-private partnerships to provide comprehensive solutions on the issues of education, work, migration, and brain drain to benefit the region as whole — all of which can be addressed through a youth lens.

This report, *The Silatech Index: Voices of Young Arabs*, a Silatech study prepared in partnership with Gallup, measures and analyzes attitudes of young Arabs with respect to their hopes and desires in life, human capital, work, entrepreneurship, and obstacles to success. Findings from the report underscore the importance of looking at young people as today's vital partners with a stake in their societies, rather than viewing them as tomorrow's beneficiaries for whom employment must be found. The report attempts to capture the voices of young people across the Arab world. Between February and April 2009, Gallup interviewed 8,597 national youth (aged 15 to 29) across 19 countries that are members of the Arab League and the Somaliland autonomous region. In addition, 9,590 nationals aged 30 and older were also polled during the same period. The survey will be repeated two times per year to gauge young people's views over time.

Through public opinion research, the report provides action-driven findings about the perceptions and views of young Arabs that can help national governments and policy-makers develop and implement comprehensive initiatives to create environments for the full utilization of human capital among youth. Drawing from its deep experience in survey research, Gallup designed the Silatech Index Model (SIM), which relies on four main constructs of **Mindset, Policy, Access, and Decent Work**.



SIM approaches the issues of the youth bulge and job creation as a virtuous circle, in which young people are considered assets that need to be nurtured to pay off dividends that can be reinvested into future personal and societal growth. The model relies on Silatech’s three strategic goals of Mindset, Access, and Policy and the International Labor Organization’s (ILO) construct of Decent Work.

The objective of **Mindset** is to “improve society’s recognition and support for young people’s contribution to economic and social capital.” **Access** seeks to “improve young people’s access to demand-driven and market-oriented skills training and job placement services” and to “improve micro-, small and medium-sized enterprises’ (MSMEs) access to capital, business development services and markets.” In **Policy**, the goal is to “promote adoption of policies to stimulate increased productive employment and economic opportunities for young people and social inclusion.” The ILO’s concept of **Decent Work**, which applies to all workers and all work

environments, focuses on “fundamental principles and rights at work and international labor standards; productive employment and income opportunities; social protection and social security; and social dialogue.” Decent Work sums up the aspirations of young women and men in their working lives — their aspirations for opportunity and income; rights, voice, and recognition; family stability and personal development; and fairness and gender equality.

In the model, youth’s perceptions toward the job market, pathways and obstacles to entry, and societal values, as encapsulated by the Mindset construct, inform and guide the Policy dialogue to further improve entrepreneurship and economic opportunities. As a result, Access to business capital and professional opportunities improve, which, in turn, promotes a greater environment of fairness at work as individuals have not just jobs, but good, quality jobs. Such a positive environment feeds back into Mindset, improving attitudes toward labor entry and human capital development, circling back to the other constructs.

Young Arabs have a lot of momentum to contribute to their communities and become agents of positive change in their countries’ economies. In general, the tension that exists between human potential and utilization lies not in a lack of purpose, but instead in the perceived and real dearth of economic opportunities. The need for governments, the private sector, and civil society to foster an environment that rewards hard work provides important incentives for youth to remain motivated. It is crucial to remove these obstacles so that the demographic dividend of the youth bulge can be maximized to build prosperous and dynamic societies throughout the Arab world. The current youth demographic bulge in the region suggests that the time for purposeful investment in young people is now.

Voices of Arab Youth

Young People...

Enterprise...

Employment...

Voices of Arab Youth

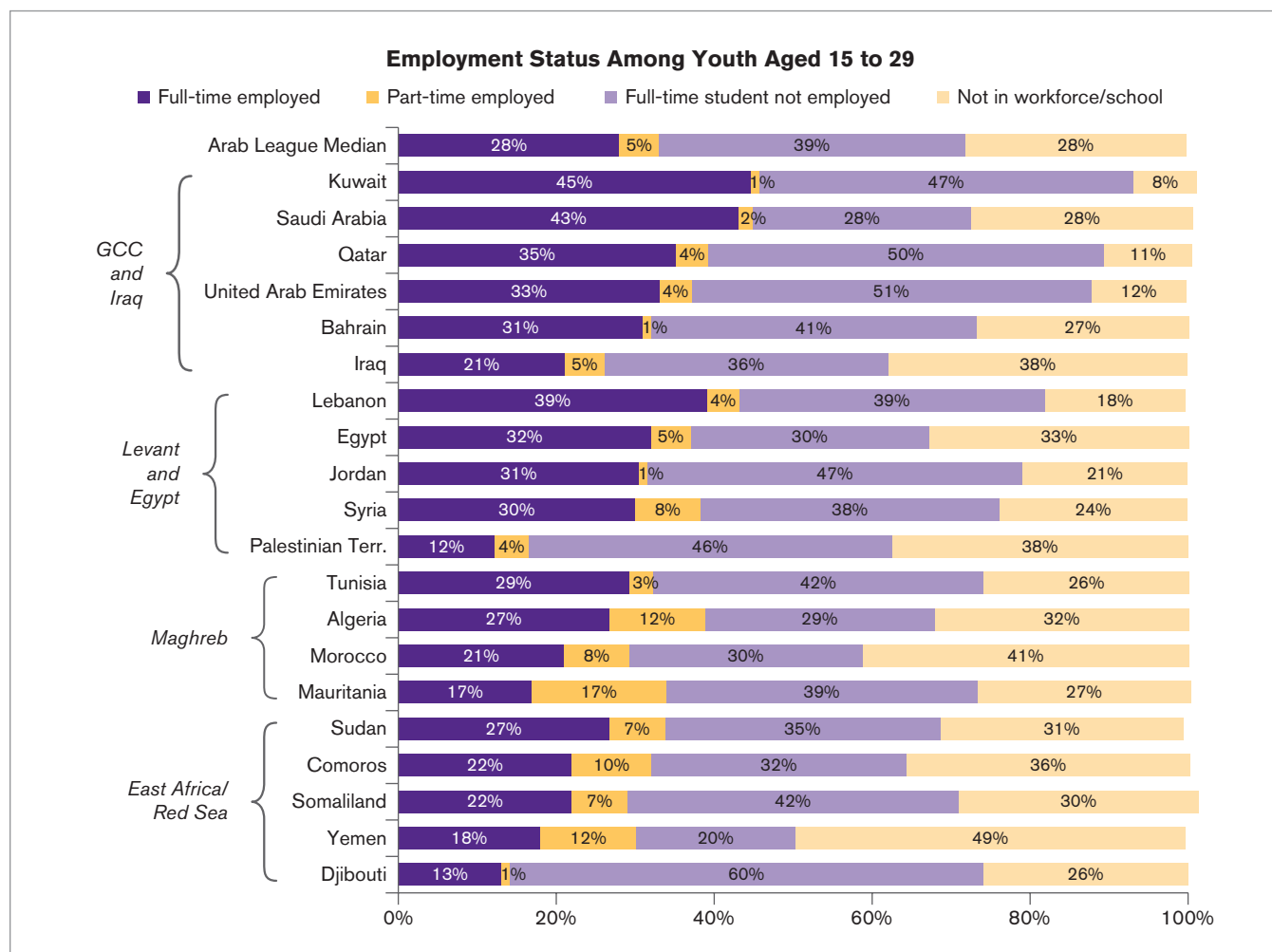
Although young people across the Arab world are culturally and economically diverse, Gallup's research confirms that some common themes unite them.

Jobs Situation

Already plagued by some of the highest unemployment in the world before the global economic crisis, the youth employment picture that emerges from the Arab countries surveyed from mid-February to early April 2009 looks bleak. The Arab League median of full-time and part-time employed youth (which includes those who are self-employed) is 33%; Djiboutian youth (14%) and Palestinian youth (17%) are among the least likely to say they are employed either full or part time.

Youth in most of the countries surveyed are more likely to say it is a bad time, rather than a good time, to find jobs in their communities. Outlooks are bleakest among several Levant and Egypt populations: 17% of young Egyptians, 15% of young Lebanese, and only 9% of young Palestinians said it was a good time to find a job at the time of the poll. Moroccan youth (14%) in the Maghreb and young Yemenis (16%) in the East Africa/Red Sea region are similarly dour about the jobs situation.

In only two countries are youth more likely to say it is a good time, rather than a bad time, to find a job: Qatar (58% good time vs. 26% bad time) and Djibouti (61% good time vs. 38% bad time).



Job Creation

Increasing not just the number, but also the quality of jobs for Arab youth is arguably the biggest challenge in the current climate, and the challenge is likely only to become bigger in the next few decades as the number of jobseekers is expected to surpass today's high rates. Any solutions to the current problem need to be developed with an eye to the future and will likely require significant changes in how the Arab world approaches education and the private sector's level of involvement. This also relates to how job quality can be improved in terms of current decent work deficits.

Majorities of young people in most GCC and Iraq region countries surveyed say they are satisfied with efforts to increase the number of quality jobs. Iraq is the sole exception in the region: Just 10% of young Iraqis say they are satisfied with job creation efforts in their country. Outside the Gulf, satisfaction with job creation efforts is more the exception than the rule. In the Levant and Egypt, for example, roughly half of young Syrians and Jordanians are satisfied, compared with just 28% of young Egyptians and less than one-quarter of Lebanese (22%) and Palestinian youth (23%).

Job Obstacles

Young Arabs see a number of obstacles standing between them and the decent jobs they need to make the transition to adulthood. Gallup asked young people, in an open-ended question, to identify the primary obstacle for youth in their country to get a job or a better job that enables them to start a family. The primary obstacles they most frequently identified can be classified into three categories: lack of economic readiness, selection system readiness, and workforce readiness.

A shortage of good jobs, that is, a lack of economic readiness, is one of the most frequently mentioned obstacles across the youth populations polled. In the Levant and Egypt, for example, where many respondents' views of the job market are bleak and they are dissatisfied with job creation efforts, nearly 7 in 10 Egyptian youth (68%) cited the dearth of good jobs as the chief obstacle for them.

Needing connections to get a job, or selection system readiness, is another obstacle youth frequently mentioned. The perception that jobs are only given to people who have connections (*wasta*) is not dominant in any one region, but youth in Bahrain (32%), Syria (31%), and Iraq (30%) are among the most likely to mention this. When asked separately whether knowing people in high positions is critical to getting a job, majorities of youth in every country surveyed agree.

Lack of proper training, or lack of workforce readiness, is another roadblock that a sizable number of youth in most regions (with the notable exception of the Levant and Egypt) mention. Vocational training and other job placement programs exist in various forms in many Arab countries, but only roughly a quarter of all youth (26%) who say they are actively looking for a job say they are aware of services that help people find jobs. However, of those who are aware, the majority (61%) report using the services. This suggests that awareness campaigns aimed at informing people about job placement centers could boost their use. Also, the urban placement of many centers could be an issue in addition to lack of awareness as respondents mentioned proximity to facilities as an obstacle to job training.

Existing job training and vocational programs may also need to be restructured from generic training approaches to those that are more tailored to meet the needs of the labor and skills markets in communities.

In the GCC and Iraq region, respondents also cite youth's lack of motivation or willingness to take certain types of jobs as an obstacle to getting a job or a better one. This cultural shift in mindset will require long-term education strategies.

Job Training

Solid majorities of all youth populations surveyed believe taking part in regular job training increases people's chances of getting a job or getting a better job, with support ranging from a low of 60% of youth in Mauritania to a high of 95% among Saudi youth (in most GCC and Iraq region countries, percentages are higher than 90%).

In an open-ended question, Gallup asked young people to identify the primary obstacle to receiving job training in their country. The obstacles they most frequently identified fell into four categories:

- Financial (not being able to afford it)
- Awareness/Availability (lack of known training offers/no training offered that is close enough to where they are)
- Workforce readiness (they lack the necessary experience or qualifications)
- Time available (commitments to family responsibilities)

Regionally, youth surveyed in the Levant and Egypt most frequently mention the financial cost, while workforce readiness and financial cost are among Maghreb youth's prominent mentions.

Taken together, this suggests that increasing the availability and affordability of training facilities may remove some of

the barriers youth perceive as in the way of them getting the training they need and desire. The findings also suggest that “stepping-stone” training courses, such as literacy programs, to prepare young people for more advanced training would help open more doors for them.

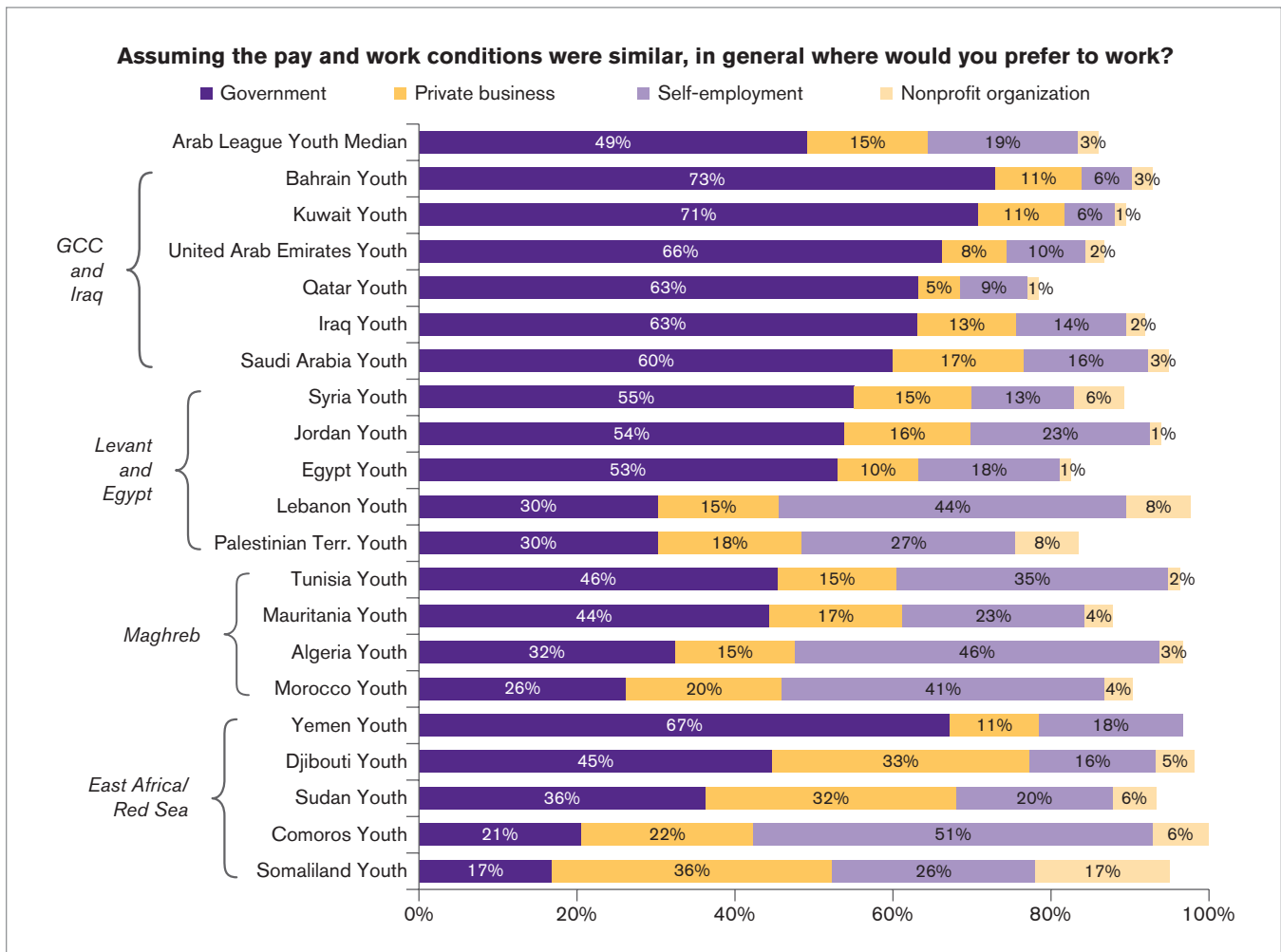
Waithood

It is well documented that millions of Arab youth today are literally waiting for their lives to begin. They are waiting for decent jobs that will enable them to cross from adolescence into adulthood, waiting to start their families, and waiting to become active members of their communities.

As the wait can last years, Gallup asked young Arabs that if their governments could somehow shorten this period, which one issue — affordable and available housing, quality of jobs, or cost of marriage — would have the greatest impact. Majorities of youth in nearly all of the countries surveyed choose quality of jobs (Kuwaiti and Moroccan youth are divided between housing and jobs); affordable, available housing comes next, and cost of marriage is last.

Ideal Jobs

While many Arab youth still desire government jobs that traditionally have guaranteed them good, secure salaries, these jobs are no longer the ideal across the Arab world. Majorities of youth surveyed in the GCC and Iraq region, when asked to choose the area they would prefer to work in — assuming pay and work conditions were similar — choose government jobs. However, attitudes among youth in the Levant and Egypt, Maghreb, and East Africa/Red Sea are more mixed. This suggests a waning faith in government jobs in these regions and growing enthusiasm for entrepreneurship.



In the Levant and Egypt region, majorities of youth in Syria (55%), Jordan (54%), and Egypt (53%) say they would prefer to work in the government sector, but Lebanese youth are most likely to prefer self-employment (44%) and Palestinian youth are as likely to prefer the government sector (30%) as self-employment (27%).

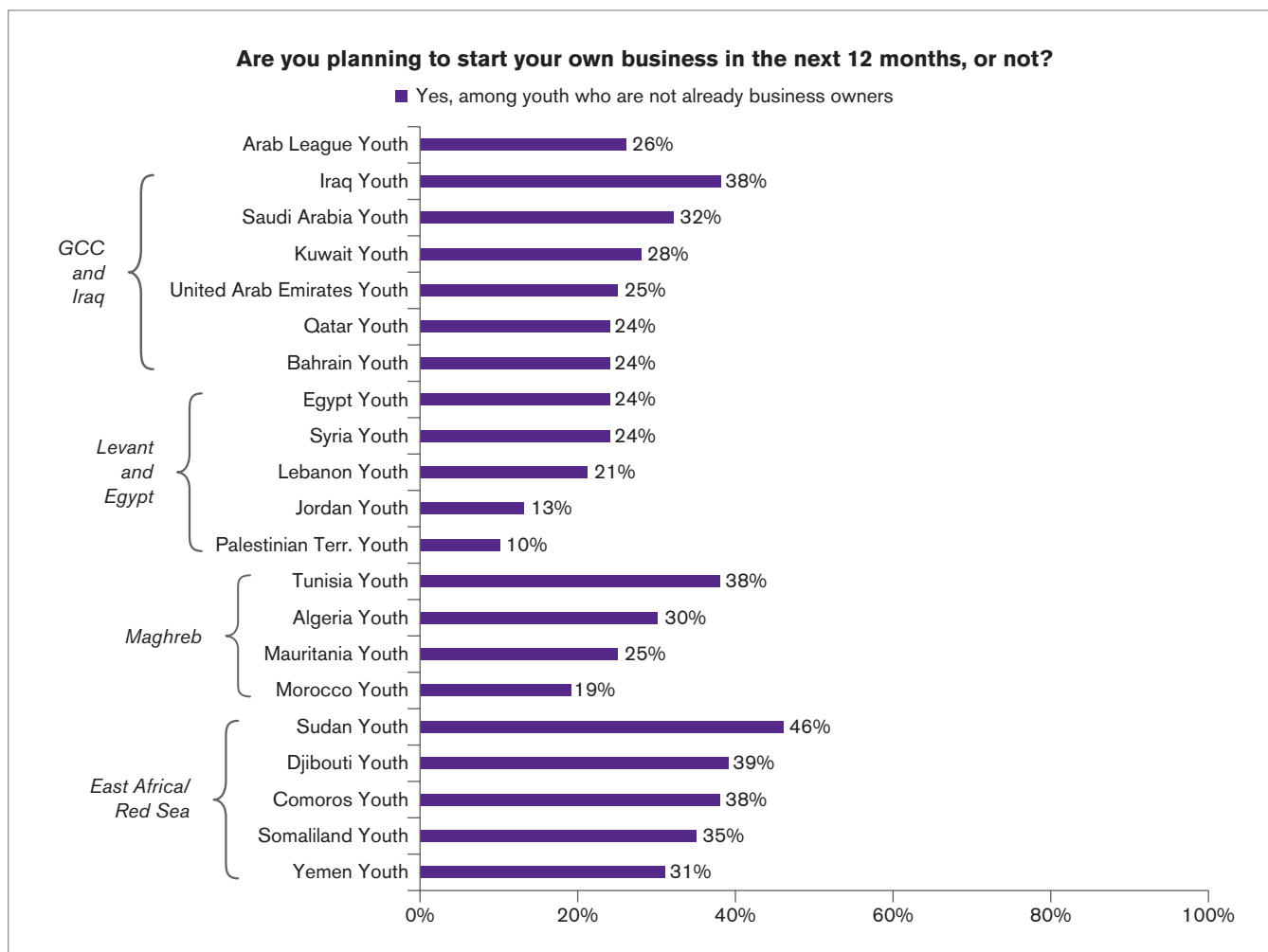
In the Maghreb, young Algerians (46%) and Moroccans (41%) are most likely to favor self-employment, while young Tunisians (46%) and Mauritians (44%) most prefer government jobs.

Among youth populations surveyed in the East Africa/Red Sea region, Yemenis (67%) and Djiboutians (45%) clearly favor government jobs over those in other sectors. A bare

majority of young Comorans (51%) would prefer to be self-employed; young Sudanese are divided between government (36%) and private business (32%); and young Somalilanders are most likely to prefer private business (36%).

Young Entrepreneurs

Arab youth's attitudes toward entrepreneurs are complex, but it is evident they recognize entrepreneurship is key to future job creation in the Arab world. Solid majorities of youth across all regions and in nearly every country surveyed believe entrepreneurs help create jobs. Comoros is the sole exception and nearly half (45%) of its youth agree. However, the mindset that entrepreneurs think only about their own wallets also exists among majorities of young people.



With rare exceptions, young Egyptians most notably, majorities of young people across the Arab world believe their areas are good places for entrepreneurs to form new businesses. Further, sizable percentages of young people who do not already own businesses say they are planning to start their own in the next 12 months. Roughly 4 in 10 or more youth in Tunisia (38%), Comoros (38%), Iraq (38%), Djibouti (39%), and Sudan (46%) say they are planning to do this.

Such a hearty entrepreneurial spirit present among Arab youth (as a point of reference, just 4% of Americans aged 15 to 29 who do not own a business say they are planning to start one in the next year) suggests youth are taking the message that they need to create their own jobs, instead of wait for them, to heart.

However, the perceived or actual difficulties of starting businesses in some countries likely remain hurdles for many young potential entrepreneurs, particularly those outside the GCC and Iraq region. Majorities of young people outside this region say it is not easy for anyone to obtain a loan to start a business in their country; roughly half or more of youth surveyed in most GCC and Iraq countries — except for Iraq (13%) and Bahrain (41%) — say getting a loan is easy. Youth in the Maghreb and Levant and Egypt regions are least likely to say their governments make paperwork and permits easy enough to get for people who want to start a business. It is important to note that on this issue, sizable percentages of youth say they don't know or refused to answer the question.

Majorities of young Arabs in most of the countries surveyed do believe, however, that people starting businesses in their countries can feel very confident in one regard: being able to easily find hardworking and qualified employees when they need them.

Business Security

Risk is part of being an entrepreneur, but leadership in several Arab countries, particularly those where conflict has occurred or is ongoing, appear to have significant work to do to assuage youth's basic fears that their property and assets would not be safe at all times and that their businesses would be allowed to make a lot of money. On average, roughly a third of young people in the regions outside the GCC and Iraq, and 2 in 10 of those in this region, do not trust their assets and property will be safe. Much higher percentages of youth in Iraq (45%), Yemen (47%), Lebanon (51%), Algeria (58%), and the Palestinian Territories (62%) do not trust their property and assets will always be safe.

Substantial majorities of young Arabs in most countries surveyed perceive corruption as widespread in businesses in their respective countries; Lebanese youth (89%), Algerian youth (87%), and Moroccan youth (85%) are among the most likely to share this view. Similarly, substantial majorities in many of the countries surveyed perceive corruption to be widespread in government. Young Qataris stand out as the stark exception in both areas: Only 11% of youth say corruption is widespread in business and just 6% say it is widespread in government.

Priorities and Norms

Faith, family, and decent jobs are inextricably linked for the young Arabs Gallup surveyed. Decent jobs are required before they can get married, start their families, and officially be considered adults, and Islam, the faith of many young Arabs, highly encourages marriage and children. In fact, when youth were asked to name the most important thing for them in the next 10 years — career, family, faith, or something else — the most frequent answer, across the board, was all three.

However, when youth were asked to rate the importance of each of these aspects of life on a scale — essential but cannot be lived without, very important, useful, but can be lived without — more youth say having an enriched/spiritual life and starting a family are essential than say the same about having a good, quality job. In many instances, roughly similar percentages of youth say an enriched spiritual life and starting a family are aspects they cannot live without.

Of the youth populations surveyed, Egyptians, Bahrainis, and Somalilanders are among the most likely to say having an enriched religious and spiritual life is essential, and Bahrainis and Egyptians are among the most likely to say having or starting a family is essential.

Family and Faith

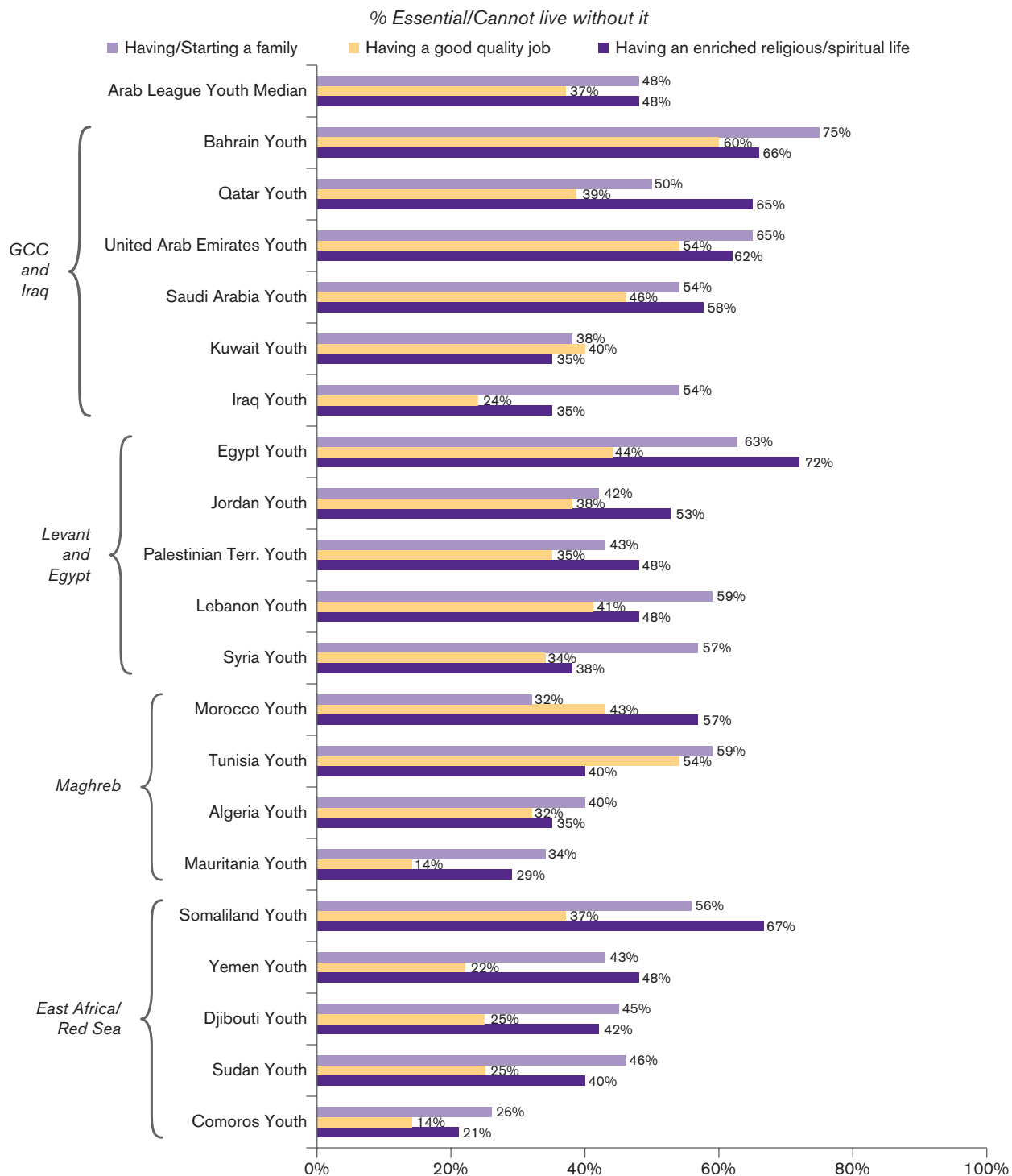
As starting a family is essential to the lives of so many of the youth surveyed, it's particularly instructive, given the youth bulge in the Arab world today, to get an idea of how many children they consider ideal for families. Majorities of youth in 11 countries surveyed say the ideal number for a family to have is at least 4, while youth in 7 countries say the ideal is 2 to 3. The large ideal number of children suggests that another youth bulge is to be expected in the next generation, if youth have the number of children they consider ideal.

As an enriched religious and spiritual life is essential to the lives of so many youth surveyed, it is not surprising that roughly 90% or better of Arab youth in each country surveyed say religion is an important part of their daily lives. Further, roughly 8 in 10 young Arabs surveyed believe God is directly involved in things that happen in the world.

Job Offers

When asked whether they would have been able to begin work if they had been offered a job in the last four weeks, the majority of Arab youth who were not employed or self-employed (and not students, retired, disabled, or full-time caregivers) say they would have been able to begin work. This suggests for the vast majority of Arab youth, there are no

Here are some aspects of life that some people say are important to them. Please look at them and categorize them into three separate categories: those that are essential and you cannot live without, those that are very important, and those that are useful but that you can live without.



obstacles to starting a job, other than a shortage of jobs, lack of proper training, and, as we discovered, relocation.

With brain drain such an issue in the Arab world, it is important to know whether young Arabs would choose to relocate within their countries if they were offered attractive jobs at home. The majority of Arab youth surveyed say they would be willing to relocate, but a significant minority say they would not. This suggests that for some, relocation may present a barrier to getting a job.

Few Arab youth say that they have ever refused a job when it was offered to them, but significant minorities of respondents in the GCC and Iraq and East Africa/Red Sea regions report that they have done so. Low salary was the main reason those who say they had ever refused a job say they refused it, but they also mentioned that the job was not interesting, was in an inconvenient location, or the job was below their level of education. This suggests that young people's feelings that they are above certain jobs is not a primary factor in Arab youth unemployment.

Youth as Assets

Rather than being viewed as an economic liability to their societies and their families, Arab youth should be looked upon as potential agents of positive change in the future — it's how they see themselves. When asked whether young men, young women, the elderly, or the West can help their respective countries make substantial progress in the next 10 years, Arab youth are most likely to see young men and young women leading the charge. Interestingly, in many of the countries surveyed, young women are as likely as young men to be seen as instrumental to their countries' future progress.

Women's Rights

Given that Arab youth view young women as instrumental to their countries' progress, their responses to questions about women's rights are especially striking. Between youth and adults, there was no difference in perceptions. And in more

affluent regions, such as the GCC and Iraq, young people are more likely than their counterparts in less affluent regions, such as the East Africa/Red Sea region, to support equal legal rights for women. It is also interesting to note that youth in the GCC and Iraq region, on average, are more likely than young people in the other three regions to say that women are respected.

Women's rights that are generally understood as being guaranteed by Islam, such as a woman's right to keep all earnings and the right to initiate a divorce¹, are supported by fewer young people than women's rights that are more vocally promoted by the West, such as women holding leadership roles in politics and women and men having equal legal rights. This suggests that the women's rights discourse is dominated by Western definitions versus those rights emphasized in Islam.

Responsibility

Arab youth generally believe that those responsible for the progress in their societies are maximizing the potential of youth in their respective countries. Majorities say this is the case in their countries, ranging from 56% of youth in the East Africa/Red Sea region to 79% in the GCC and Iraq region.

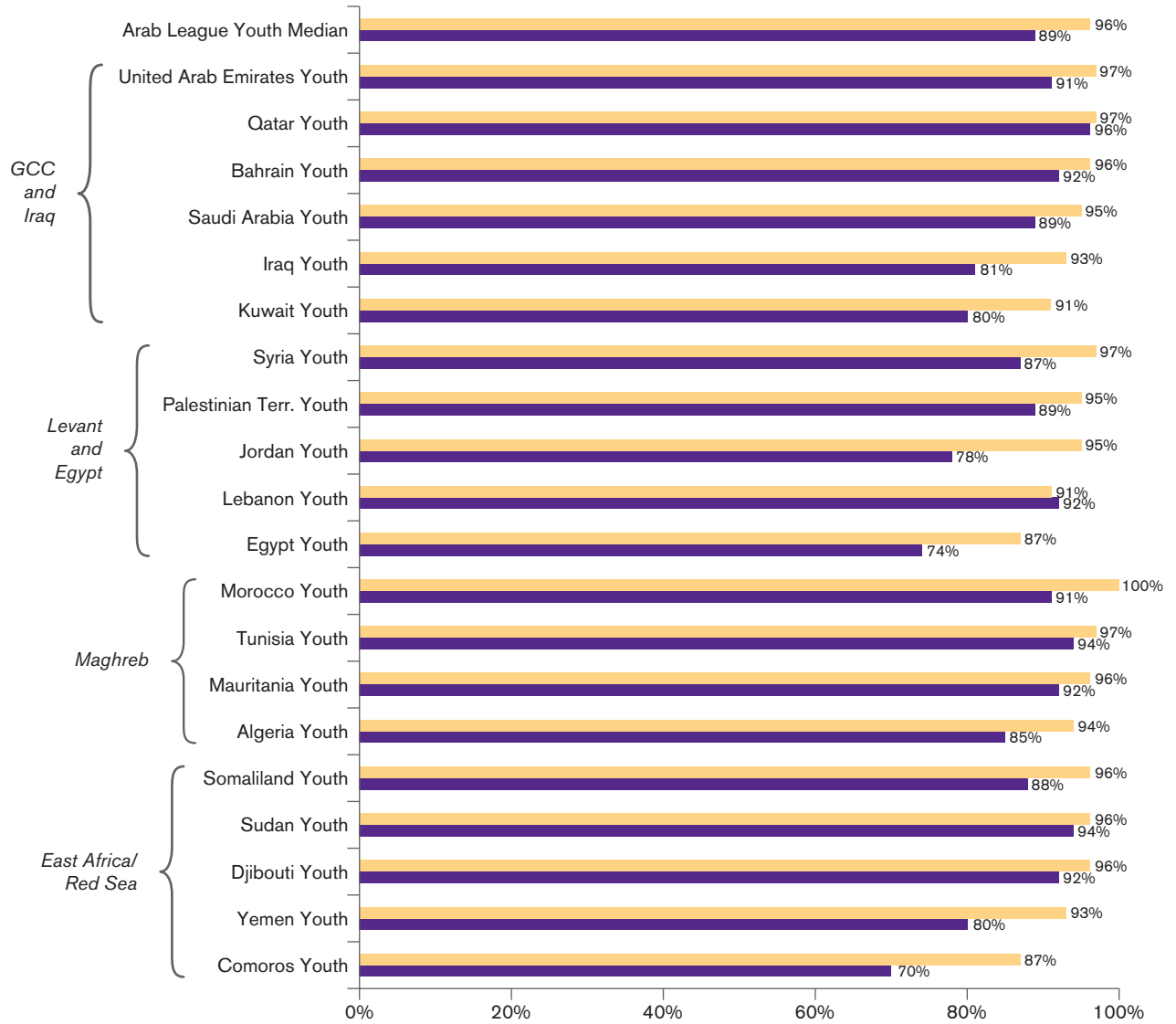
But do youth believe they are doing enough to help themselves? The majority of youth surveyed agree, and so do adults. Among youth in the GCC and Iraq region, similar percentages of youth tend to believe those responsible for progress are maximizing youth potential as believe youth are doing enough to help themselves. Youth in the other three regions tend to be significantly more likely to believe that youth are doing enough to help themselves than to believe those responsible for progress are maximizing youth potential. This suggests that in regions outside GCC and Iraq, young people are more likely to believe they are doing their part to help themselves than believe those responsible for progress are maximizing youth potential.

1 Qaradawi, Y. (1982.) *The Lawful and Prohibited in Islam*. Islamic Book Service.

In your opinion, can the following help your country make substantial progress in the next 10 years?

% Yes

■ Young men ■ Young women



Silatech Index Regional Rankings

Young People...

Enterprise...

Employment...

Silatech Index Regional Rankings

This section offers the reader comparisons on the challenges and successes relating to job creation within each of the countries and areas examined in the study. Tables that show where countries within a region rank based on their Mindset, Policy, and Access index scores can be found in each regional section. At the bottom of each Silatech Index table, the reader will find a regional median score as well as a median score for the entire group of Arab League nations surveyed. Scores on the indexes of Mindset, Policy, and Access are based on attitudes among nationals between the ages of 15 and 29 on a wide variety of topics concerning job creation, youth employment, and skills training, which relate to a country's economic shifts and developments. It is important to note that the Decent Work Index did not receive scores, as the items included as part of this index did not show a high level of correlation. For a technical explanation of the Decent Work Index construction and reliability, the reader should refer to the Methodology.

A country's scores on the Mindset, Access, and Policy indexes offer insight into the particular strengths and weaknesses of each nation's approach to offering their youth the opportunities to pursue fulfilling careers. Thus, the index rankings are designed to serve as tools for governments, organizations, and policy-makers to analyze, pinpoint, and increase the level of high-quality job opportunities for youth throughout the four regions included in this report.

In compiling and analyzing the opinions of Arab youth on matters concerning employment, job creation, and economic vibrancy, Gallup assigned each of the 19 countries that are

members of the League of Arab States and the autonomous region of Somaliland studied in this report to one of four regional groupings. The **Gulf Cooperation Council (GCC) and Iraq region** includes Bahrain, Iraq, Kuwait, Qatar, Saudi Arabia, and the United Arab Emirates. Countries grouped in the **Levant and Egypt region** are Egypt, Jordan, Lebanon, the Palestinian Territories, and Syria. The **Maghreb region** includes Algeria, Mauritania, Morocco, and Tunisia. Finally, the **East Africa/Red Sea region** includes Comoros, Djibouti, Sudan, Yemen, and the autonomous region of Somaliland.

It is important to note that regional groupings were constructed in a manner that accounts for national histories and important geographic characteristics, which have traditionally influenced the Arab world's economic developments and strengths. Every effort was made to construct regional groupings that would give the reader a coherent and meaningful comparison between national attitudes on jobs and economic conditions. In assigning a nation to a specific region, Gallup's objective is to ensure the reliability of index comparisons because some countries in the Arab League have economies that are more similar to some Arab neighbors than others. Although a side-by-side Index comparison of all 19 countries and the autonomous region of Somaliland could be done, a sharper lens of analysis can be applied to the issue of job creation for youth when local economic realities are the basis of cross-country comparisons.

GCC and Iraq Region Index Scores

The oil-rich GCC and Iraq region contains the most prosperous group of countries included in this study. Most countries in the region have developed educational systems geared to preparing students for government jobs that typically offer higher wages and more benefits than those in the private sector. However, public-sector job growth has recently been unable to keep pace with the number of graduates, so many young people must wait for months or years to obtain such a job. Meanwhile, booming private-sector growth has led several GCC countries to bring in large numbers of expatriate workers to fill jobs that educated young nationals have traditionally avoided.

Private-sector growth and economic diversification are needed throughout the region, both to address the long-term global trend toward renewable energy sources, but also in the shorter term to meet the needs of a demographic surge of young jobseekers. However, such growth will continue to disproportionately benefit expatriate workers rather than young Arabs unless it is accompanied by economic incentives that increase the appeal and potential benefits of private-sector careers to graduating students and young professionals in the region.

Mindset Index

Qatar, the United Arab Emirates, and Bahrain post relatively high scores on the Mindset Index, largely on the strength of residents' positive responses to education-related questions. For example, more than 90% of young nationals in Qatar, the UAE, and Bahrain say children in their countries have the opportunity to learn and grow every day. At least 80% of young respondents in these three countries are satisfied with the educational system in their areas. Results from Saudi Arabia and Kuwait are more mixed; though strong majorities of young people say children in their countries have opportunities to learn and grow, they are somewhat less likely to be satisfied with their local schools (65% of young Saudis and 59% of young Kuwaitis say they are satisfied). Although 66% of Iraqi youth say they are satisfied with the schools in their areas, just 42% say children in their country have the opportunity to learn and grow every day.

Majorities of young people in all GCC and Iraq region countries surveyed say regular job training increases people's chances of getting a job or a better one, and that people in their countries can get ahead by working hard. However, their job market perceptions at the time of the survey were far less optimistic: Less than half of young Saudis (47%), Kuwaitis (43%), Bahrainis (40%), Emiratis (31%), and Iraqis (24%) said it was a good time to find a job in their communities.

Mindset		
Rank	Country	Score
1	Qatar	83
2	United Arab Emirates	78
3	Bahrain	76
4	Saudi Arabia	75
5	Kuwait	71
6	Iraq	53
GCC and Iraq Median		75
Arab League Median		66

Qatari youth were the exception, as 58% said it was a good time to find a job.

In most GCC and Iraq region countries, the educational gains made by young women relative to their older counterparts have been dramatic. In Kuwait and Qatar, for example, men aged 30 and older have a significant educational advantage over women in the same age group — but among younger men and women the situation is reversed. In Kuwait, 75% of men and just 38% of women in the older age group have at least a secondary education; among younger Kuwaitis, by contrast, 71% of women have at least a secondary education compared with 50% of men.

Access Index

Qatar posts the highest score on the Access Index by a relatively wide margin. The difference is largely attributable to young Qataris' sense of economic optimism being significantly greater than that of other youth surveyed in the region: 68% of young Qataris say the country's economy is getting better, versus 41% of young Bahrainis, 35% of young Saudis, 34% of young Emiratis, 29% of young Iraqis, and just 18% of young Kuwaitis.

When asked about key hurdles facing entrepreneurs in their countries, roughly half or more young Emiratis (45%), Qataris (49%), Kuwaitis (54%), and Saudis (57%) say it is easy to obtain a loan to start a business in their countries. Similar proportions of young Saudis (56%) and Emiratis (52%) say their government makes paperwork and permits easy enough for those hoping to start businesses, but this attitude is not as prevalent among Kuwaiti youth (40%) and Qatari youth

Access		
Rank	Country	Score
1	Qatar	62
2	Saudi Arabia	51
3	United Arab Emirates	50
4	Bahrain	45
5	Kuwait	44
6	Iraq	26
GCC and Iraq Median		48
Arab League Median		40

(36%). Young Iraqis are less likely than any other youth population in this region to share either sentiment; just 13% respond affirmatively in each case.

Policy Index

The UAE and Saudi Arabia post scores on the Policy Index that are significantly higher than the Arab League median. Of the countries surveyed in the region, only Iraq posts a score that is significantly lower than the Arab League median. Young Emiratis and Saudis edge out the other youth populations in their level of optimism about the conditions facing entrepreneurs in their countries. For example, higher proportions of Emirati and Saudi youth say that those starting businesses in their countries would be allowed to make a lot of money, and trust that their assets and property would be safe at all times.

Policy		
Rank	Country	Score
1	United Arab Emirates	81
2	Saudi Arabia	77
3	Qatar	75
4	Bahrain	70
5	Kuwait	68
6	Iraq	43
GCC and Iraq Median		73
Arab League Median		63

Levant and Egypt Region Index Scores

In recent years, many countries in the Levant and Egypt region have shifted toward greater levels of privatization. The positive effects of these reforms have contributed to at least modest economic growth during the past five years in most of the countries surveyed. Primary sources of national income vary widely from country to country, and include tourism, commercial investment, foreign aid, remittances, and oil. However, some of this income — particularly tourism and remittances — is now in jeopardy because of the global economic slowdown. Further development of the private sector will be a vital component of promoting development and sustainable growth.

Other challenges for the region include depleting water resources and the effects of hostilities with Israel, which have caused major economic challenges for both Lebanon and the Palestinian Territories. Also, countries in the Levant and Egypt region have been destinations for Iraqi refugees. This has strained educational, health, and social services in the region.

The youth bulge underscores the task countries in the region face to incorporate young graduates and professionals into national economies and create jobs that meet their needs, skill sets, and talents. Effectively integrating the youth generation will be essential to both the short-term growth and long-term sustainability of economies in this region.

Mindset Index

Jordan's and Syria's higher scores on the Mindset Index in relation to others in the Levant and Egypt region reflect relatively positive attitudes among their youth regarding the local job market. In Jordan, 37% of young respondents say it is a good time to find a job, as do 38% in Syria. In Egypt and Lebanon, where Mindset scores register lower, less than 20% of youth said at the time of the survey that it was a good time to find a job in their cities and local areas. In the Palestinian Territories, the proportion of young respondents who said it was a good time to find a job in their communities was just 9%.

A majority of young respondents in Jordan (81%), Syria (77%), and Egypt (71%) tell Gallup that children in their respective countries have a chance to learn and grow every day. However, perceptions are strikingly different in Lebanon and the Palestinian Territories, where conflict has affected children tremendously. Forty percent of young Lebanese and 27% of young Palestinians say children in their countries have the opportunity to learn and grow every day.

Mindset		
Rank	Country	Score
1	Jordan	70
2	Syria	68
3	Egypt	61
4	Lebanon	61
5	Palestinian Terr.	47
Levant and Egypt Median		61
Arab League Median		66

Although there are few differences by gender in regard to young people's satisfaction with their freedom to choose what they do with their lives, a majority of young Palestinian men (54%) vs. 40% of young women say they are satisfied with such freedom.

Access Index

On the Access Index, scores in Syria, Jordan, and Egypt are on par with the Arab League median. However, Egypt's score lags the top two countries. This gap is largely attributable to youth's attitudes toward their country's efforts to increase the number of quality jobs and their much dimmer outlook on the economy. For instance, while 48% of young Jordanians and 47% of young Syrians say they are satisfied with efforts to increase the number of quality jobs, only 28% of young Egyptians say the same.

The low Access Index scores for Lebanon and the Palestinian Territories reflect the relatively more negative ratings their youth give all component issues. Small minorities of young Palestinians and Lebanese say their respective national economies are getting better and substantial majorities do

Access		
Rank	Country	Score
1	Syria	41
2	Jordan	39
3	Egypt	30
4	Lebanon	25
5	Palestinian Terr.	24
Levant and Egypt Median		30
Arab League Median		40

not believe that getting a business loan is easy or that the government makes paperwork and permits easy enough for potential entrepreneurs.

Policy Index

Scores in Syria, Egypt, and Jordan on the Policy Index are roughly on par with the Arab League median, while scores in Lebanon and the Palestinian Territories fall below the median. Syria, Egypt, and Jordan score well on nearly all component items in this Index, but Syria and Egypt do not score as well as Jordan in regard to fighting corruption. Young Jordanians are more likely than youth in other countries in the region to say their government is doing enough to fight corruption.

Despite the Palestinian Territories' perceived weaknesses with respect to keeping assets and property safe and having qualified employees available for entrepreneurs, it receives strong scores, relative to Lebanon, on perceiving that those responsible for youth development are maximizing youth potential and that the government is doing enough to fight corruption.

Policy		
Rank	Country	Score
1	Syria	64
2	Egypt	61
3	Jordan	60
4	Palestinian Terr.	44
5	Lebanon	42
Levant and Egypt Median		60
Arab League Median		63

Maghreb Region Index Scores

The Maghreb nations, while diverse in resources, are all struggling with economic issues, which, along with a burgeoning youth population, are contributing to the massive unemployment problem in the region. The Maghreb countries are making efforts to shift away from centrally controlled economies and toward more open-market systems, a systemic change that is slowly working to encourage domestic entrepreneurship and attract foreign investment.

Although Algeria, Tunisia, Morocco, and Mauritania each experienced at least moderate real GDP growth in 2008, the rates are not accelerating fast enough to address the region's high level of unemployment. Bordering the Mediterranean Sea and the Atlantic Ocean, the Maghreb countries maintain a strategic geographic position in terms of both commerce and security. A lack of inter-regional cooperation however is stifling potential economic advancements and harnessing the full potential of the region's youth.

Mindset Index

Tunisia's Mindset Index score of 74 is significantly higher than every other Maghreb nation surveyed. Tunisia's top rank on the Mindset Index stems from its relatively strong performance on each of the individual items that make up this index. At the opposite end of the spectrum is Mauritania. Its low score reflects the country's poor performance on many of the individual Mindset Index items.

Young Moroccans, along with young Tunisians, have highly positive views about the climate for entrepreneurship in their respective locales — 82% of Moroccan and 81% of Tunisian youth say the area where they live is a good place for entrepreneurs starting a new business.

Mindset		
Rank	Country	Score
1	Tunisia	74
2	Morocco	63
3	Algeria	60
4	Mauritania	55
Maghreb Median		62
Arab League Median		66

Access Index

Tunisia is the only nation in the Maghreb region with a score on the Access Index that is significantly higher than the Arab League median. Other countries' scores on the Access Index, with the exception of Mauritania, are all about on par with the median score for the Arab League. Relatively positive views among Tunisian youth toward entrepreneurship are reflected in the nation's relatively high Access Index score of 53.

In comparison with young Tunisians, few youth in Morocco, Algeria, and Mauritania view the accessibility of business creation in their respective countries positively. For example, just 25% of youth in Morocco, 25% in Algeria, and 27 % in Mauritania say it is easy to obtain a loan to start a business in their country. Similarly low percentages of youth in each of these nations say their government makes paperwork and permits easy enough for potential entrepreneurs. It is important to note, however, that high percentages of young

Access		
Rank	Country	Score
1	Tunisia	53
2	Morocco	37
3	Algeria	34
4	Mauritania	27
Maghreb Median		35
Arab League Median		40

Mauritanians say they don't know or refused to answer both questions.

In regard to access to business loans for young men and young women in the region, the former are no more likely than the latter to say it is easy to obtain a loan to start a business.

Policy Index

While Tunisia and Morocco score relatively high on the Policy Index, Mauritania and Algeria trail far behind. Mauritania's and Algeria's scores also fall well below the Arab League median. The wide-ranging Policy Index scores in the region may reflect the varying levels of success governments have had in restructuring their respective economies to spur private-sector growth and job creation.

The generally negative opinions of Algerian youth about the conditions for business owners in their country contribute to Algeria's relatively low score of 43. Tunisian and Moroccan youth are more positive about the environment for business creation in their respective countries. For example, at least 8 in 10 young Moroccans (89%) and Tunisians (80%) say that

Policy		
Rank	Country	Score
1	Tunisia	78
2	Morocco	72
3	Mauritania	48
4	Algeria	43
Maghreb Median		60
Arab League Median		63

if someone wants to start a business in their country, he or she can trust their assets and property to be safe at all times.

East Africa/Red Sea Region Index Scores

While not a traditional regional grouping, the countries and areas in the East Africa/Red Sea region have a distinct characteristic that links them. They are among the poorest Arab League countries in terms of GDP per capita. GDP forecasts for 2009 do not project a dramatic improvement. The region, save Djibouti, is expected to stagnate or slightly recede. Further, East African nations potentially face mass starvation in the coming years because of record drought, high food prices, and unmitigated civil disturbances.

These nations also depend heavily on other Arab League nations for trade and international commerce. Sudan and Yemen rely on imports from the United Arab Emirates, and Sudan and Djibouti import from Saudi Arabia. Only Comoros does not count an Arab League nation among its prominent trade partners. Yet these nations, with the exception of the autonomous region of Somaliland, rely on foreign assistance donors to supplement their national income. Considering the impact of the global economic downturn, and the population boom these countries face, foreign aid is not a sufficient economic buoy. Youth populations across the region recognize the importance of job training and in each, the majority of youth respondents believe they can get ahead by working hard. Public and private-sector leaders should aim to provide the necessary job development to a growing youth population that is eager to improve its socio-economic standing through hard work.

Mindset Index

Djibouti and Sudan receive the highest scores on the Mindset Index, 72 and 71, respectively. Gallup finds relatively positive views in Djibouti and Sudan toward the quality of education in their communities, compared with youth in Comoros, Yemen, and Somaliland. Majorities of all youth populations in the region hold positive views toward the value of job training and hard work, but with the exception of young Djiboutians, 4 in 10 or fewer said it was a good time to find a job at the time of the poll. Of note, fewer than 4 in 10 youth in Yemen and Comoros say children have the opportunity to learn and grow every day, 38% and 26%, respectively.

Throughout the region, young men and young women alike say job training will help increase their chances of getting a job, and both groups agree people can get ahead by working hard.

Mindset		
Rank	Country	Score
1	Djibouti	72
2	Sudan	71
3	Somaliland	63
4	Yemen	53
5	Comoros	51
East Africa/Red Sea Median		63
Arab League Median		66

Access Index

On the Access Index, Djibouti and Sudan also receive the highest scores, ranking slightly above the Arab League median. At the other end, Yemen and Comoros receive the lowest scores in the region, falling below the Arab League median. Few youth respondents (23% in Yemen and 10% in Comoros) say it is easy to obtain a loan in their respective countries if someone wants to start a business. Relatively small percentages of youth in each country (31% in Yemen and 16% in Comoros) say the government makes paperwork and permits easy enough for anyone who wants to start a business; figures are higher in Somaliland (42%), Sudan (48%), and Djibouti (53%).

Access		
Rank	Country	Score
1	Djibouti	52
2	Sudan	48
3	Somaliland	43
4	Yemen	33
5	Comoros	21
East Africa/Red Sea Median		43
Arab League Median		40

Policy Index

Sudan and the autonomous region of Somaliland top the list with relatively high Policy Index scores of 73 and 68, respectively. By contrast, scores on the Policy Index in Yemen (52) and Comoros (51) are the lowest in the region.

Large percentages of youth in Sudan (73%) and Somaliland (70%) say they trust their respective governments to allow future business owners to make a lot of money. In striking contrast, less than half of youth in Djibouti (48%), Comoros (47%), and Yemen (45%) say the same.

Policy		
Rank	Country	Score
1	Sudan	73
2	Somaliland	68
3	Djibouti	60
4	Yemen	52
5	Comoros	51
East Africa/Red Sea Median		60
Arab League Median		63

Country Reports

Young People...

Enterprise...

Employment...



Algeria

At a glance

Following a decade-long civil war that began in 1992, Algeria has emerged as a fiscally stable nation, yet it continues to struggle with the implementation of crucial structural financial reforms. The oil and gas sector is the mainstay of Algeria's economy, accounting for about 80% of total revenues. Revenues from high oil prices and a government macroeconomic stabilization program have helped Algeria's economy grow in recent years, yielding large amounts of foreign exchange reserves. Lower gas prices of late, however, are forecast to create a central government budget deficit in 2009 and 2010.

Although Algeria's economy has strengthened overall in the past decade, the government has yet been unable to successfully address high youth unemployment and fragile infrastructure. Algeria's per-capita GDP of about \$6,900 (2008 estimate) falls far below that of the other top oil- and gas-producing Arab nations. Facing a rapidly growing young, urban population much in need of jobs and resources, the government plans to invest a massive amount in a new 2009-2013 growth-support plan aimed at infrastructure and development needs.

Algeria – Hope Analysis

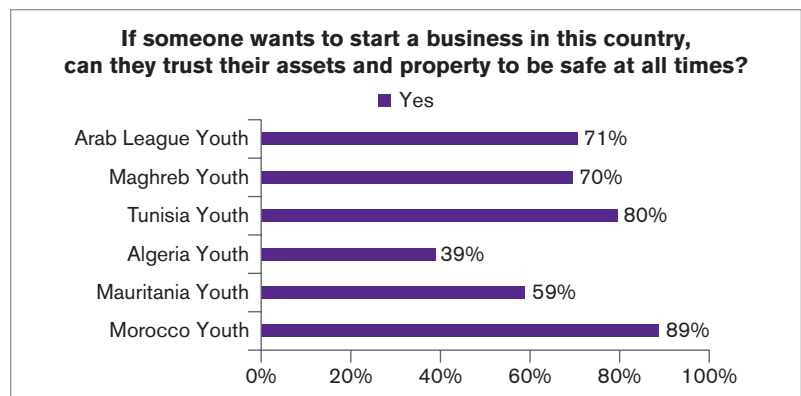
As Algeria continues to work toward diversifying its economy, encouraging entrepreneurship among youth will be crucial. However, polling that Gallup conducted in February and March 2009 finds Algerian youth, those between the ages of 15 and 29, generally pessimistic about the conditions for business development in the country. Thirty-nine percent of young Algerians say that if someone wants to start a business in the country, he or she can trust that their assets and property will be safe at all times. Young Algerians are the least likely of any youth population surveyed in the Maghreb region to say this.

Indicators	Youth
Employed	39%
Education (completed secondary)	21%
Percentage Married	18%

Silatech Index Scores	Algeria	Maghreb Median	Arab League Median
Mindset	60	62	66
Access	34	35	40
Policy	43	60	63

Algeria scores below the Arab League median on the Mindset, Access, and Policy indexes. On the Policy Index, Algeria's score of 43 falls far below the Arab League median of 63. Algeria's scores are closer to the Arab League median, though still below it, on the Mindset and Access indexes, with scores of 60 and 34, respectively.

Additionally, just 36% of Algerian youth say that if someone wants to start a business in the country that he or she can trust the government will allow them to make a lot of money.



Algeria – Hope Analysis (continued)

Again, this percentage is low when compared with those among other youth in the Maghreb region and the Arab League median. Algerian youth, similar to youth in Tunisia and Mauritania, see the bureaucracy involved in starting a business as daunting. Just one-quarter of young Algerians say it is easy for anyone to obtain a loan to start a business in Algeria and less than one-quarter (23%) say the government makes paperwork and permits easy enough for anyone who wants to start a business. Addressing the current perceived bureaucratic barriers to entrepreneurship along with lessening the negative views regarding the ability for a new business to be lucrative could help spur new business development in Algeria.

In addition to the perceived barriers to entrepreneurship, youth in Algeria, in contrast to the other youth populations surveyed in the Maghreb region, are less likely to say that if an individual wants to start a business that he or she can feel confident about easily finding hardworking and qualified employees. Forty percent of youth in Algeria hold this view, compared with 81% in Tunisia, 75% in Morocco, and 61% in Mauritania.

In terms of views toward the job market, 30% of Algerian youth said at the time of the survey that it was a good time to find a job in their communities and the same percentage said they were satisfied with efforts to increase the number of quality jobs in the country. When asked if the government could, in any way, shorten waithood (the period during which young people end their schooling, find quality jobs, and get married), 56% of youth say tackling the issue of quality jobs would have the greatest impact. Compounding the lack of quality jobs is the perceived importance of having connections to get a job. At 25%, “jobs given only to people who have connections,” was among the top responses young Algerians gave when asked in an open-ended question to identify the primary obstacle for youth in Algeria to get a job or a better job that would enable them to start a family.

Despite their pessimism about the job climate, 77% of youth in Algeria say that taking part in regular job training increases people’s chances of getting a job or a better job. However, when asked in an open-ended question to identify the primary obstacle for people in the country in receiving job training, 35% of young Algerians most often mention that they cannot afford it. To capitalize on the more than three-quarters of youth who view job training as increasing their chances of being employed, efforts should be made to increase the affordability of such training.

“At 25%, “jobs given only to people who have connections,” was among the top responses young Algerians gave when asked in an open-ended question to identify the primary obstacle for youth in Algeria to get a job or a better job that would enable them to start a family.”

In reforming the Family Law in 2005, Algeria took important steps toward gender parity in the country, including giving women the equal right to divorce and equal rights and duties in marriage. Despite these reforms, maximizing the potential of women in society will continue to be a challenge for Algeria. Young men and women do not yet see eye to eye on the role women should play in their country. While 91% of young Algerian women say women should be allowed to hold any job outside the home for which they are qualified, 65% of young Algerian men say the same. Also, 84% of young Algerian women say women should be able to hold leadership positions in the cabinet and national council and just 37% of young Algerian men say the same. Additionally, little more than half of all Algerian youth (53%) say women in the country are treated with respect and dignity, which is well below the percentage of youth in Tunisia (88%) and Mauritania (74%), but roughly on par with youth in Morocco (57%).

Algeria – Role and Value of Work Analysis

Thirty-two percent of Algerian youth say having a good, quality job is essential and something they cannot live without, compared with 54% of young Tunisians and 43% of young Moroccans who say the same. In addition, less than half of young Algerians (46%) say they would be willing to relocate to another area of the country, if offered an attractive job. In comparison, 75% of youth in Tunisia and 60% of youth in Morocco say they would be willing to do the same. Young Algerians' attitudes are more similar to those of Mauritanian youth on this question.

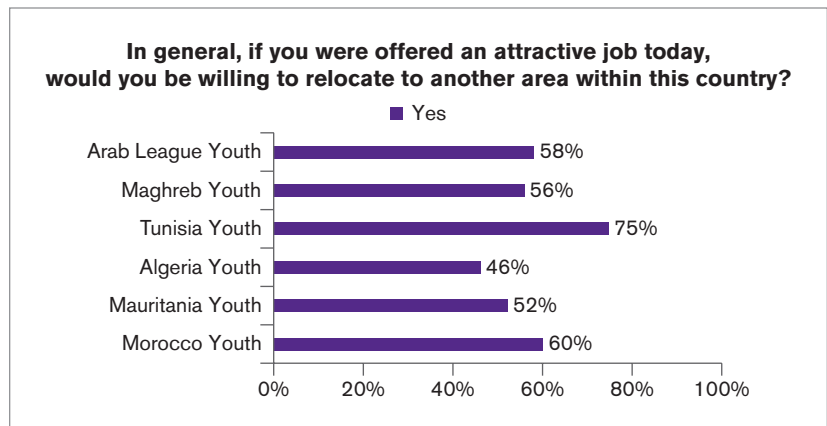
Further, when asked whether they have ever refused a job that was offered to them, 26% of Algerian youth say they have.

As a point of comparison, 13% of youth in Mauritania and 15% of youth in Tunisia say that they have ever refused a job offer. Forty-eight percent of young Algerians who say they have ever refused a job say it was because the wages or salary was too low; 20% say it was because the job was not interesting.

Given the option of working for the government, private sector, a nonprofit, or

of being self-employed, and assuming that pay and work conditions were similar, Algerian youth were most likely to say they would prefer to be self-employed (46%). Thirty-two percent say they would prefer government employment and just 15% would prefer to work for the private sector.

As Algeria looks to diversify its economy and spur private-sector growth, recruiting individuals may pose a challenge considering that less than one-quarter of youth express a desire to work in private business. To encourage youth to consider jobs in the private sector, significant efforts should be made to ensure the quality and earning potential of these positions.

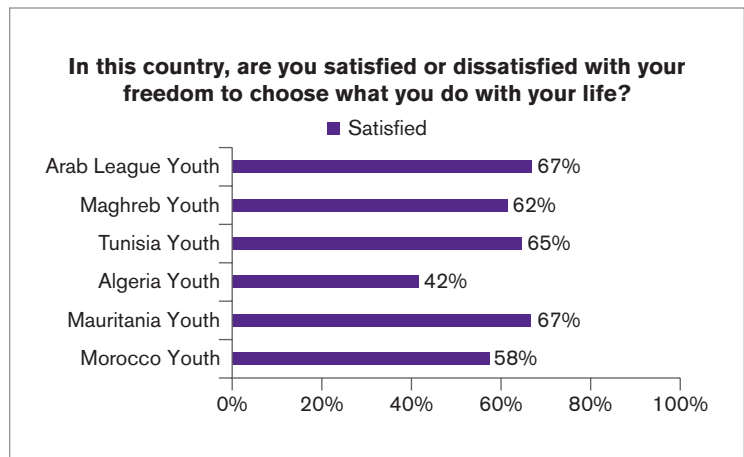


Algeria – Youth as Assets Analysis

Less than half of Algerian youth (42%) say they are satisfied with their freedom to choose what they do with their lives, compared with 67% of youth in Mauritania, 65% in Tunisia, and 58% in Morocco.

Youth in Algeria are also less likely than their counterparts in Tunisia and Morocco to say that those responsible for the progress of their society maximize the potential of youth. Sixty percent of young Algerians agree with this statement, compared with 85% of youth in Morocco and 76% of youth in Tunisia. However, young Algerians are more likely than young Mauritians (47%) to agree. At the same time, 82% of Algerian youth think that youth are doing enough to help themselves, which is on par with the 84% of youth in Tunisia and even higher

than the 71% of youth in Morocco who say the same. Taken together, these data suggest that Algerian youth, while they believe they are doing their part, feel the leadership in the country needs to help them more.





Bahrain

At a glance

Bahrain's per-capita GDP stands at \$34,000 — a high figure, though somewhat below those in the richest Gulf states, such as Qatar and Kuwait. Bahrain's oil and gas reserves are less abundant than those in neighboring countries, which has led the government to promote economic diversification. Bahrain now stands as a business and services center for the Gulf region. Although Bahraini nationals are employed in a broader range of jobs than are citizens of most Arab Gulf states, they still make up only about 20% of the private-sector workforce and hold 91% of public-sector jobs.

High unemployment among nationals remains a major challenge for Bahrain's government. Just 32% of Bahrainis aged 15 to 29 say they work either full or part time for an employer or themselves. The employment problem is a particular concern of Bahrain's Economic Development Board (EDB), which was created in 2001 to gear the country's economic policies toward sustainable growth. Among the EDB's goals are to raise the skill level of Bahraini nationals and promote private-sector development.

Bahrain – Hope Analysis

Gallup polled in Bahrain in February and early March 2009, exploring respondents' perceptions of the country's job opportunities, economic conditions, and numerous other factors related to their success and productivity. At that time, 40% of young Bahrainis said it was a good time to be looking for a job. Bahraini youth were also asked on an open-ended basis about the factors that prevent young people in

Indicators	Youth
Employed	32%
Education (completed secondary)	61%
Percentage Married	32%

Silatech Index Scores	Bahrain	GCC and Iraq Median	Arab League Median
Mindset	76	75	66
Access	45	48	40
Policy	70	73	63

Bahraini youth give high scores on each of the items included in the Mindset Index, except for items related to the job market and climate for entrepreneurs. Bahrain's Access score is the lowest of the three indexes because many young Bahrainis do not think it is easy to clear the hurdles required to start a new business, such as obtaining a loan and getting the necessary permits.

their country from improving their job situation. The most common response — offered by 33% of those interviewed — is that finding a high-quality job required knowing someone in a position of influence. In another question, young Bahrainis were asked whether knowing people in high places is critical to finding a job in Bahrain: 71% of young Bahrainis agree, while 28% disagree.

Bahrain – Hope Analysis *(continued)*

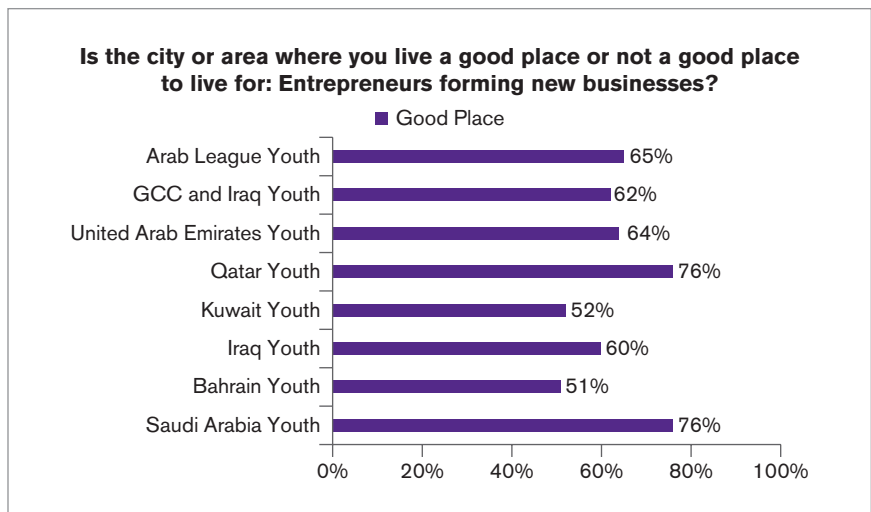
The second most commonly cited obstacle to finding good jobs, named on an open-ended basis by 21% of young Bahrainis, is simply that there aren't enough good jobs available in the country. But a majority of Bahraini youth (58%) say they are satisfied with efforts to increase the number of quality jobs in the country.

Like most other youth populations in the GCC and Iraq region, young Bahrainis are extremely positive about the benefits of job training. Ninety-three percent say taking part in regular job training increases the chances of getting a job or getting a better job in Bahrain, which is similar to percentages in Qatar (94%), the UAE (94%), and Kuwait (85%).

In 2005, the government raised the capital held by the Bahrain Development Bank, which provides loans to small and mid-sized businesses, from about \$10 million to about \$50 million. In 2006, the process of registering a business was simplified and a flat registration fee

was established. However, more extensive measures may be required, given that only a slim majority (51%) of Bahraini youth currently say their cities or areas are good places for entrepreneurs forming new businesses.

However, young Bahrainis clearly value entrepreneurs' contributions in their country. Seventy-two percent of Bahraini youth agreed that entrepreneurs help create jobs; which is similar percentages reported in Iraq (77%), Qatar (74%), Saudi Arabia (69%), and UAE (62%), but higher than the percentage in Kuwait (54%).



Bahrain – Role and Value of Work Analysis

Young Bahrainis are significantly more likely than youth in any other Arab League country surveyed to say having a good, quality job is an important part of their lives. Sixty percent of Bahrainis aged 15 to 29 say having a good job is something essential they cannot live without. Young Emiratis are statistically as likely to say having a good job is essential to them (54%), but the results from other countries surveyed in the region are significantly lower: 46% in Saudi Arabia, 40% in Kuwait, 39% in Qatar, and 24% in Iraq say having a good job is essential and something they cannot live without.

The unusually high value that Bahraini youth attach to good jobs is also reflected in the high percentage of those who say they would be willing to relocate within their country to take an attractive job offer. Almost 8 in 10 young Bahrainis (79%) say they would do so, a significantly higher figure than those among any other youth population in the GCC and Iraq region. By comparison, 62% of young Saudis say they would relocate, as would 58% of young Kuwaitis, 51% of young Qataris, 48% of young Emiratis, and 45% of young Iraqis.

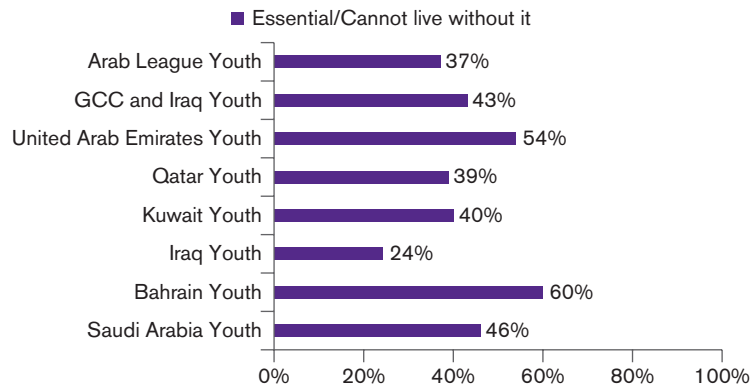
Bahraini youth are nearly seven times as likely to say that given the choice — assuming pay and work conditions were the same — they would prefer to work for the government (73%) as they are to say they would prefer to work for a private business (11%). Six percent of Bahraini youth say they would prefer to be self-employed, while 3% would prefer to work for a nonprofit organization. Clearly, government policies are needed that can help put public-sector and private-sector careers on more equal footing in the eyes of Bahraini youth.

“Young Bahrainis are significantly more likely than youth in any other Arab League country surveyed to say having a good, quality job is an important part of their lives. Sixty percent of Bahrainis aged 15 to 29 say having such a job is something essential that they cannot live without.”

Current government efforts to measure and improve the quality of education for all citizens should be coupled with an extensive review of curricular content to better encourage students to aspire to jobs outside the government. More extensive government efforts to collaborate with and subsidize private companies that hire a certain percentage of Bahraini nationals may also be needed in the short-term to reduce the sharp distinction between public-sector and private-sector employment opportunities in the minds of Bahraini youth.

Here are some aspects of life that some people say are important to them. Please look at them and categorize them into three separate categories: those that are essential and you cannot live without, those that are very important, and those that are useful but that you can live without.

Having a good, quality job?



Bahrain – Youth as Assets Analysis

Like most youth populations in the GCC and Iraq region, young Bahrainis are positive about the way the country treats its children. More than 9 in 10 young Bahrainis say children in their country are treated with respect and dignity (92%), and that children have opportunities to learn and grow every day (91%). Both numbers are comparable to those from all other GCC and Iraq region countries, with the exception of Iraq, where there is much less optimism in this regard.

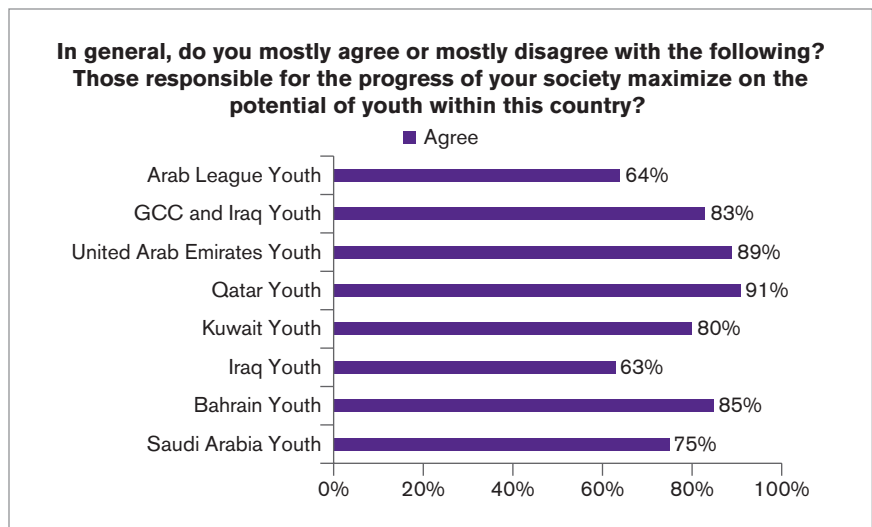
Moreover, Bahrain's youth are satisfied with their educational system and schools. Eighty-four percent say they are satisfied with the educational system in their communities, similar to the results from Qatar (86%) and the UAE (82%), but higher than those from Saudi Arabia (65%) and Kuwait (59%).

Young women in Bahrain are at least as likely as young men to say they are satisfied with their educational system — 87% vs. 81%, respectively.

Their high level of satisfaction with the country's schools may be a factor in the widespread perception that Bahraini leaders are concerned with the potential of the country's young people. Eighty-five percent of young Bahrainis agree with the statement, "Those responsible

for the progress of society maximize on the potential of youth within Bahrain." This is a common perception among youth in GCC and Iraq countries; only in Iraq is the proportion in agreement below three-fourths.

Finally, about one in four Bahraini youth (24%) who do not already own a business tell Gallup they are planning to start a business in the next year. This figure is similar to those seen in several other GCC and Iraq region countries, including Kuwait (28%), the UAE (25%), and Qatar (24%). Despite the relatively low proportion of youth in Bahrain (51%) who feel their communities are good places for entrepreneurs, it is promising that so many young Bahrainis express interest in business creation.





Comoros

At a glance

Comoros, an island republic in the Indian Ocean with about 860,000 inhabitants, is among the Arab League's poorest countries. Years of social unrest — including 20 coups or attempted coups since 1975 — have left the country, a cluster of islands, with weak infrastructure. Political instability and tensions between the country's islands have long slowed the nation's economic performance.

Comoros relies heavily on foreign assistance and remittances to sustain its economy (the country's GDP per capita is about \$1,100). Resolving political instability among the islands is key to attracting donor funding, and new foreign assistance is necessary for the Comoran government to undertake more social reform. The percentage of youth who say they work full or part time for an employer or are self-employed is 32%, which is roughly on par with most other countries surveyed in the East Africa/Red Sea region. The Comoran government hopes to reform the country's economic conditions by shrinking a public sector that costs nearly 80% of the national

Indicators	Youth
Employed	32%
Education (completed secondary)	4%
Percentage Married	30%

Silatech Index Scores	Comoros	East Africa/Red Sea Median	Arab League Median
Mindset	51	63	66
Access	21	43	40
Policy	51	60	63

GDP, but this could further undermine political cohesion among the islands.

Comoros' performance is weakest on the Access Index, with a score of 21, well below the Arab League median of 40. On the Mindset and Policy indexes, Comoros' scores of 51 on each also fall below the Arab League median scores of 66 and 63, respectively.

Comoros – Hope Analysis

Gallup polled in Comoros in February and March 2009 to gauge youth perceptions of the job market, obstacles to labor market entry, and the business climate. At the time of the poll, 41% of Comoran youth said it was a good time to find a job in their communities and 32% reported satisfaction with efforts to increase the number of quality jobs.

When Gallup asked young respondents about the primary obstacle to getting a job (or a better one) that enables them to start a family, 16% cite a lack of good jobs and another 16% say the government is not doing enough to create good jobs. Further, 21% of young Comorans say the jobs that are available are given only to people who have connections. A majority of young Comorans (70%) agree that knowing people in high positions is critical to getting a job.

“A majority of young Comorans (70%) agree that knowing people in high positions is critical to getting a job.”

An additional 16% of Comoran youth identify a lack of proper training as the primary obstacle to getting a job. Comoran youth consider job training a key need — 75% of youth respondents say that taking part in regular job training increases their chances of getting a job or a better job. When asked about the primary obstacle for people in Comoros in receiving job training, 29% of youth respondents say they simply cannot afford it. Another 18% say they do not have the necessary experience or qualifications.

Comoros – Hope Analysis (continued)

About two-thirds of young respondents (67%) say their communities are good places for entrepreneurs. However, Comoran youth are less likely than other youth in the East Africa/Red Sea region to believe entrepreneurs help job creation; less than half of Comoran youth (45%) agree that entrepreneurs help create jobs. And when asked if entrepreneurs think only about their wallets, 71% of youth say they mostly agree and 28% say they mostly disagree.

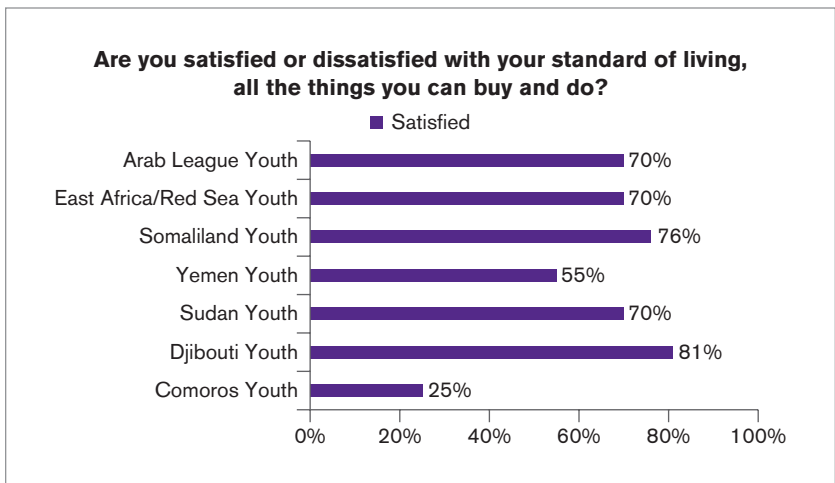
Other measures of the business climate in Comoros paint a mixed picture. Fifty-eight percent of Comoran youth say they know someone (outside of a relative) they can trust enough to make a business partner. But if someone wants to start a business, only 10% of Comoran youth — the lowest percentage in the East Africa/Red Sea region — say it is easy to obtain a loan. Additionally, just 16% of youth say the government makes paperwork and permits easy enough for anyone who wants to start a business, which, again, is the lowest percentage among youth to say so in the region. However, roughly two-thirds of young respondents (65%) say potential business owners can trust their assets and property to be safe at all times.

In terms of standard of living and economic conditions, just 25% of Comoran youth say they are satisfied with all the things they can buy and do, which is well below that of any other young respondents in the East Africa/Red Sea region. At the same time, nearly half of youth in Comoros (46%) say their standard of living is getting better. But

just 4% of young Comorans say economic conditions in the country are excellent or good.

Considering their low satisfaction with their standard of living and poor evaluations of economic conditions, it is not surprising that Comoran youth have low perceptions of their well-being. When asked where, on a Cantril Self-Anchoring Striving Scale numbered from 0 to 10, which asks respondents to rate their lives on a scale from 0 to 10, with 0 being the worst possible life and 10 being the best possible life, where they personally feel they stand at this time, only 5% of Comoran youth choose the top tier (steps 7 or higher on the scale). This is well below the Arab League youth median of 25%. When asked where they think they will stand in the future, 38% of Comoran youth choose the top tier of the ladder scale. This is, again, in great contrast to the Arab League median of 66%.

The desire to work is palpable among young Comorans. But nepotism, *wasta*, and the high cost of job training are perceived as major hurdles. Removing those roadblocks could mean tapping the dividend that Comoran youth have to benefit their country.



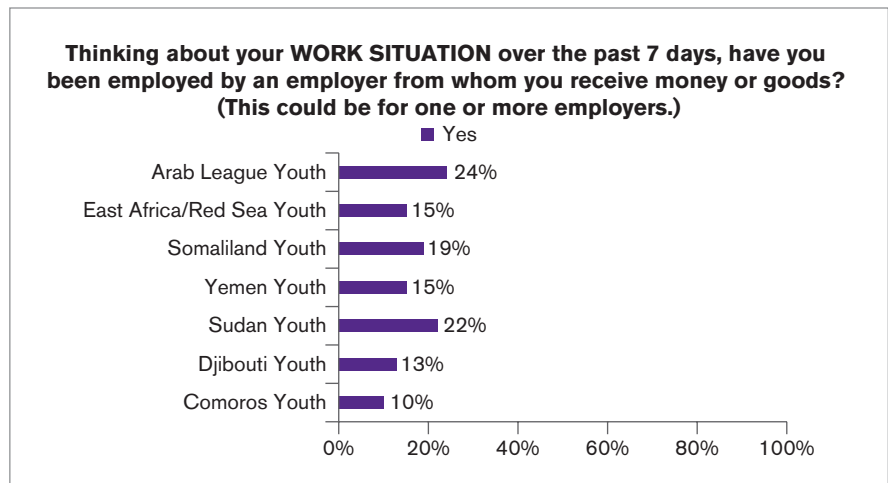
Comoros – Role and Value of Work Analysis

When asked if they have worked for an employer in the last seven days for pay (either for money or goods), only 10% of Comoran youth say they have. Though low, it is on par with percentages in the rest of the East Africa/Red Sea region. Among respondents who say they worked for an employer in the last seven days and worked at least 30 hours per week, a majority of Comoran youth (55%) say they are satisfied with the job or work they do.

Only 14% of Comoran youth say having a good, quality job is essential in their lives and is something they cannot do without. This is significantly below the Arab League youth median of 37%. Comoran youth are more likely to view starting a family (26%) and having an enriched spiritual life (21%) as aspects of their lives that they cannot do without.

When asked if people in Comoros can get ahead by working hard, 62% of

youth say they can, which falls below the Arab League median (82%) and is also below what all other youth populations in the East Africa/Red Sea region report. Comoran youth's attitudes in this regard are negative relative to the East Africa/Red Sea region, and can only improve as employment opportunities increase. Youth must feel that working hard, rather than knowing the right people, is the key to success in Comoros.



Comoros – Youth as Assets Analysis

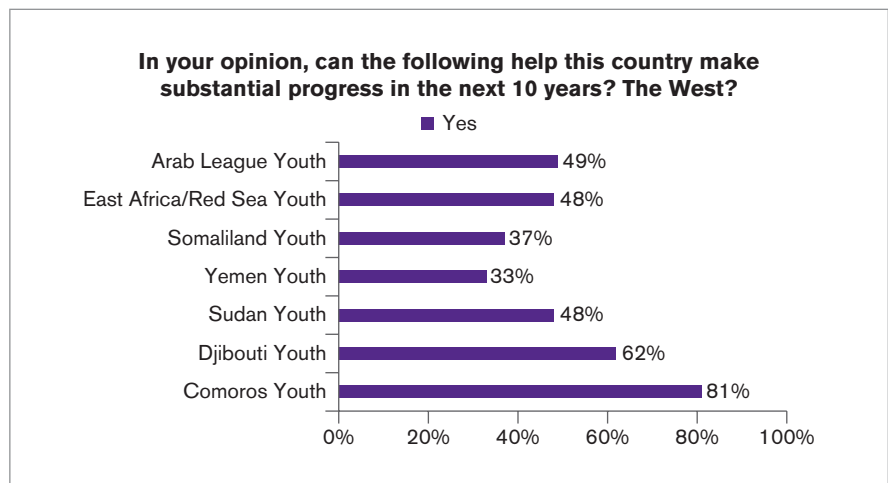
In Comoros, youth do not perceive that the country’s young people are valued. Only 33% of Comoran youth say children in their country are treated with respect and dignity, which is well below the Arab League median of 70%, as well as below what youth in Sudan (81%), Djibouti (79%), Somaliland (73%), and Yemen (47%) say on this measure. When asked if children have the opportunity to learn and grow every day, 26% of Comoran youth say they do. Again, this is far below the Arab League median (68%) as well as percentages of youth in Djibouti (75%) and Sudan (65%) who say the same.

As a result, it is not surprising that only 37% of Comoran youth agree that those responsible for the progress of their society maximize the potential of youth. However, when asked if youth are doing enough to help themselves, 65% of Comoran youth agree. While this percentage represents a majority opinion, Comoran youth are the least likely in the region to agree.

One venue for improving their economic lot could be through entrepreneurship. Almost 4 in 10 Comoran youth who do not already own a business (38%) say they are planning to start a business in the next year. This is comparable to what youth in Sudan (46%), Djibouti (39%), and Yemen (31%) say about their business creation intentions.

Gallup asked respondents about whether young men, young women, the elderly, and the West could help Comoros make substantial progress in the next 10 years. Eighty-seven percent of young Comorans say young men and 70% say young women can help Comoros make substantial progress. Additionally, 81% of Comoran youth say the West can help their country make substantial progress, which is well above youth perceptions in the rest of the East Africa/ Red Sea region.

Comoran leadership, public and private, should strive to provide its youth population with educational and training opportunities to equip them with skills necessary to bring about change in the country. Without the economic means to start a family and live in satisfactory conditions, young people are likely to leave the country for better opportunities elsewhere, thus Comoros runs the risk of losing its most valuable social asset.





Djibouti

At a glance

Despite ongoing tensions and disputes with its neighbors in the Horn of Africa, Djibouti is a politically stable republic. An impoverished nation of roughly 850,000, one of Djibouti's greatest economic assets is its strategic transportation location. The Port of Djibouti handles significant shipping volume between the Mediterranean Sea and Indian Ocean, and the country is a base for U.S. and European military forces combating terrorism and piracy in the region. Eighty-two percent of its GDP is based on service activities.

Economic optimism is growing in Djibouti, where the construction of a new port terminal could bring new jobs and new foreign investment into a country whose GDP per capita stands at \$2,400 (2008 estimate) and where unemployment is estimated to be as high as 60%.

Djibouti's score on the Access Index is relatively high compared with the Arab League median. The country's scores

Indicators	Youth
Employed	14%
Education (completed secondary)	48%
Percentage Married	9%

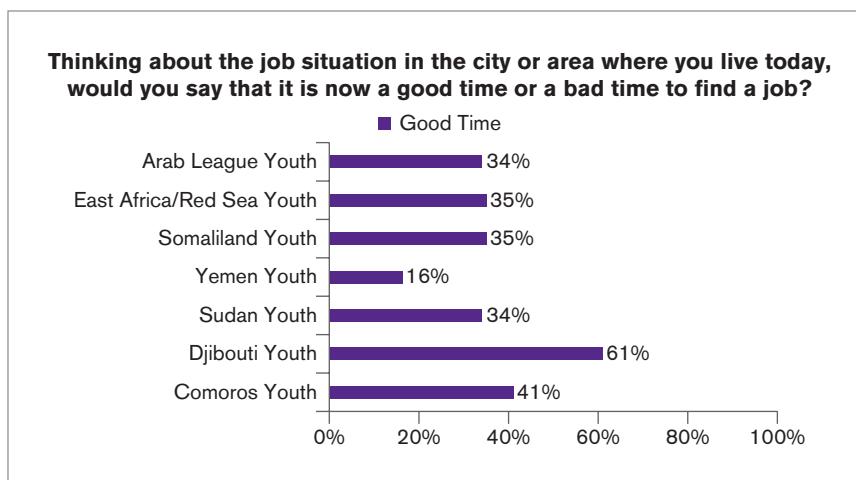
Silatech Index Scores	Djibouti	East Africa/Red Sea Median	Arab League Median
Mindset	72	63	66
Access	52	43	40
Policy	60	60	63

on the Mindset and Policy indexes are similar to the Arab League medians.

Djibouti – Hope Analysis

Gallup polled in Djibouti in March 2009 to gauge youth's perceptions of the job market and obstacles to entering it. At the time of the survey, young Djiboutians were generally positive about the country's entrepreneurial and employment climates. Among Djiboutian youth, 74% say their communities are good places for entrepreneurs forming new businesses. Nearly 6 in 10 young respondents (58%) agree that entrepreneurs help create jobs, which is lower than percentages in Somaliland (72%) and Sudan (75%), but similar to that in Yemen (59%). Fifty-six percent of Djiboutian youth agree that entrepreneurs think only about their wallets, which is roughly on par with the Arab League youth median (58%).

Gallup finds somewhat mixed attitudes toward the ease of starting a business in Djibouti. Slightly more than 4 in 10 Djiboutian youth (42%) say it is easy for someone to obtain a loan to start a business in the country. A slight majority (53%)



Djibouti – Hope Analysis (continued)

of Djiboutian youth say the government makes paperwork and getting permits easy enough for those who want to start a business.

Sixty-one percent of young Djiboutians said, at the time they were surveyed, that it was a good time to find a job in their communities, which is nearly twice the Arab League youth median of 34% and the percentage among youth in neighboring Somaliland (35%).

A bare majority of young Djiboutians (51%) say they are satisfied with the country's efforts to increase the number of quality jobs. However, a lack of job training is perceived as a significant hurdle. Young Djiboutians most often mention lack of proper training (24%) when asked to identify the primary obstacle to getting a job or a better job. Slightly more than three in four Djiboutian youth (77%) believe taking regular job training increases their chances of getting a job. When asked what they feel is the primary obstacle for receiving job training in their country, young Djiboutians most often mention they do not have the necessary experience or qualifications (28%). Another 17% say they do not know about any training opportunities, and 15% say there is no training offered close enough to where they live.

One factor that could undermine job creation and dissuade potential foreign investment is perceived corruption. Fifty-eight percent of Djiboutian youth perceive that corruption is widespread throughout the government, which is statistically comparable to the percentage among Somaliland youth (65%) but lower than in Comoros (81%) and Yemen (74%).

Also, 59% of youth in Djibouti perceive corruption is widespread in business and 48% of young respondents say their government is doing enough to fight corruption.

Optimism toward the economy is observed in Djiboutian youth's perceptions of their living standards. Eighty-one percent of youth say they are satisfied with their standard of living, and 74% feel their standard of living is getting better. Slightly less than half of youth respondents (45%) rate the current economic conditions of the country as excellent or good, and 68% of youth say economic conditions are getting better.

“Slightly more than three in four Djiboutian youth (77%) believe taking part in regular job training increases their chances of getting a job.”

The role of women in Djiboutian society is a prominent social topic. Eighty-five percent of Djiboutian youth say women in their country are treated with respect and dignity. Roughly three-quarters of youth respondents (74%) say women should be allowed to hold any job for which they are qualified outside the home, and 67% agree that women should be allowed to keep all earnings from their job for themselves and their husbands should support them and the household in full.

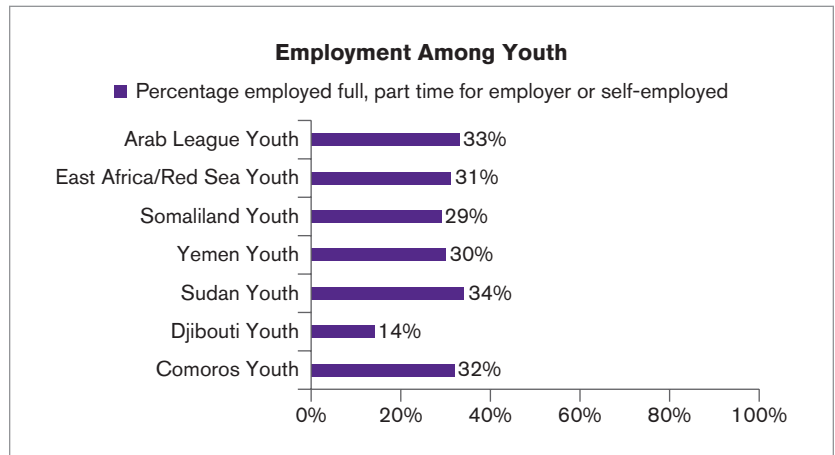
Djibouti – Role and Value of Work Analysis

Gallup asked youth to assess the value of work in their lives. Twenty-five percent of young Djiboutians say having a good, quality job is essential to their lives.

While optimistic about future employment prospects, Djiboutians continue to struggle with low levels of employment. At the time of the poll, just 14% of Djiboutian youth said they worked either full or part time for an employer or were self-employed.

A clear majority of Djiboutian youth (82%) say they can get ahead in their country by working hard. This is comparable to the Arab

League youth median (82%) and to percentages of youth in Sudan (92%), Yemen (82%), and Somaliland (77%) who say the same.



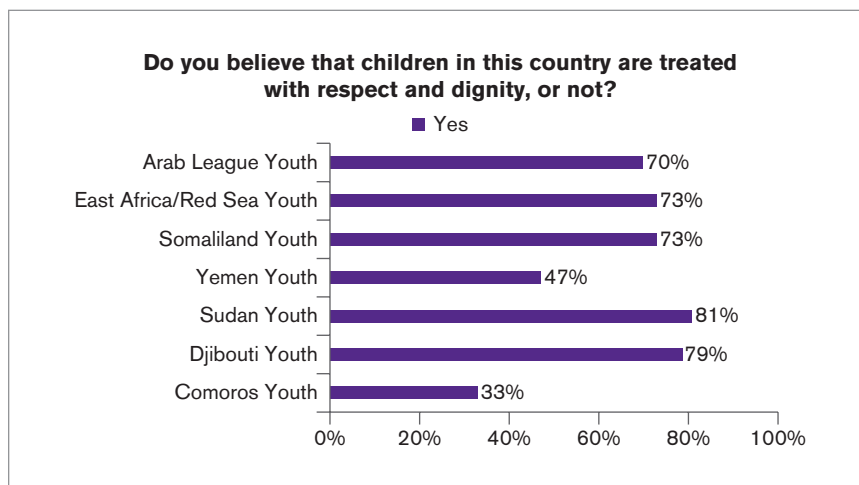
Djibouti – Youth as Assets Analysis

Finally, Gallup asked Djiboutian respondents about their perceptions of the youth experience in their country. Almost 8 in 10 young Djiboutians say children in their country are treated with dignity and respect, and 75% say children have the opportunity to learn and grow every day.

Slightly less than two-thirds of Djiboutian youth (63%) agree that those responsible for the progress of their society maximize the potential of youth, which is well above what

youth in Yemen (46%) and Comoros (37%) say on this measure. Seventy-eight percent of young Djiboutians agree that youth are doing enough to help themselves.

Gallup also asked respondents to assess the role of young men and young women in the development of Djibouti. Djiboutian youth agree that young men (96%) and young women (92%) can help their country make substantial progress in the next 10 years.



Overall, Djiboutian youth perceive their value to their country's future and believe they have the freedom to choose what they do with their lives (67%). However, concerns about job training could hinder their future success. Efforts to provide subsidized training in various locations across the country and widely advertise its availability may help youth's employment prospects in the country.



Egypt

At a glance

Egypt's \$5,900 per-capita GDP (2008 estimate) puts the country's economy at about the midpoint of all Arab League nations, and on par with Jordan's. Egypt is in the midst of a long-term economic reform program, which has helped spur impressive GDP growth — averaging about 4% in 2004 and 2005, and 7% per year since 2006. Industry, construction, real estate, tourism, as well as foreign private investment, have been key growth drivers in recent years.

Substantial public debt, high inflation, persistent poverty, and growing income inequality now all pose significant threats to its economy. Recent price increases, particularly for food, have sparked protests and rioting, and government efforts to quell the unrest through food and other subsidies only add to the national debt problem. The global financial crisis reportedly hit Egypt in the second half of 2008 in terms of reduced revenue from tourism, energy exports, Suez Canal tolls, and remittances from expatriate workers. As a result, GDP growth is expected to slow in the fiscal year 2008-2009.

Employment of the nation's youth is a particularly daunting challenge in Egypt. With far too few public or private-sector jobs available for the large number of youth eligible to enter the workforce, many young Egyptians find themselves employed in jobs well below their educational

Indicators	Youth
Employed	37%
Education (completed secondary)	46%
Percentage Married	30%

Silatech Index Scores	Egypt	Levant and Egypt Median	Arab League Median
Mindset	61	61	66
Access	30	30	40
Policy	61	60	63

qualifications, or more likely, not employed at all. This has major consequences for Egyptian youth's ability to live on their own, marry, have children, and otherwise establish themselves as independent adults.

Egypt's Index scores on Mindset and Policy are similar to the Arab League medians. However, the country's Access score is slightly lower, primarily because of young Egyptians' relatively negative outlook for the nation's economy as well as their low satisfaction with efforts to increase the number of quality jobs.

Egypt – Hope Analysis

Having or starting a family is considered essential by 63% of young Egyptians, exactly the same as among older Egyptians. It is also just as important a goal to young men as it is to young women — more important than having a good, quality job.

According to the Gallup survey conducted in February 2009, only 17% of Egyptian youth said that now was a good time to find a job in their communities. Egyptian youth's perceptions of employment are even more divergent from other countries

in the Levant and Egypt region in terms of entrepreneurship. Only 37% of youth in Egypt say the areas where they live are good places to start a business. This is the lowest of any country in the Levant and Egypt region (including the Palestinian Territories, where the figure is 49%).

Egyptian youth perceive obstacles to gaining employment in terms of nepotism, *wasta*, and job creation — for instance, 69% say knowing people in high places is critical to getting a job — and only 28% are satisfied with efforts

Egypt – Hope Analysis *(continued)*

to increase the number of quality jobs. When asked to name the primary obstacle youth face in obtaining a job, 68% cite the lack of good jobs and 9% say jobs are only given to those with connections.

At the same time, Egyptian youth are upbeat about a number of potentially key building blocks for job creation that leaders would do well to capitalize on. Importantly, 89% of Egyptian youth say that taking part in regular job training programs can aid job hunters. Such confidence in job training could be valuable given a recent emphasis in Egypt on providing the necessary job training to help match applicants with the available jobs, as well as prepare them to start their own businesses. However, a majority of young Egyptians (57%) say the primary obstacle people face in receiving job training is the cost. Another 13% say no training is offered near where they live.

Additionally, 59% of Egyptian youth say there is someone, other than a family member, whom they trust to partner with in business, and 70% say that hardworking, qualified employees are available for those starting businesses. In contrast to the more skeptical attitudes in the Palestinian Territories and Lebanon, a majority of young Egyptians (74%) say that

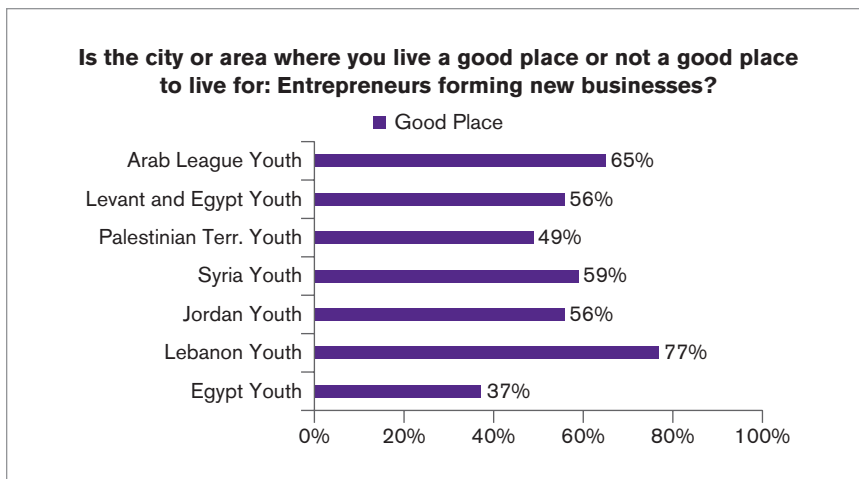
assets and property are safe at all times for people starting a business in their country. Also, 53% of young Egyptians trust their government to allow business owners to make a lot of money. Thirty-nine percent of Egyptian youth say it is easy to obtain a loan to start a new business; this is among the highest proportion in any country in this region.

On the negative side of the business startup ledger, Egyptian youth appear daunted by the bureaucracy of starting a new business: Just 30% of young Egyptians say the government makes paperwork and permits easy enough for anyone who wants to start a new business. Thus, improvements could be made in this area — either in terms of streamlining paperwork or providing more education and assistance related to the application process. However, Egyptian youth’s views on this measure are no worse than the views of youth in most other countries in this region.

Opportunities for women represent a special challenge in Egypt, where some women’s rights are not as widely accepted as they are elsewhere in the region. This is seen most starkly in terms of support for women holding elected office. Only 54% of young Egyptians say women should be able to hold leadership positions in the cabinet and national council.

Sharp gender differences are seen on this measure among Egyptian youth, with 66% of young women in favor, compared with only 42% of young men. By contrast, the majority of young men in other countries in the region favor high positions for women in government, ranging from 53% in the Palestinian Territories to 75% in Lebanon.

The area where Egyptian youth are most similar to youth in other Levant and Egypt region countries in their views about women’s issues is employment.



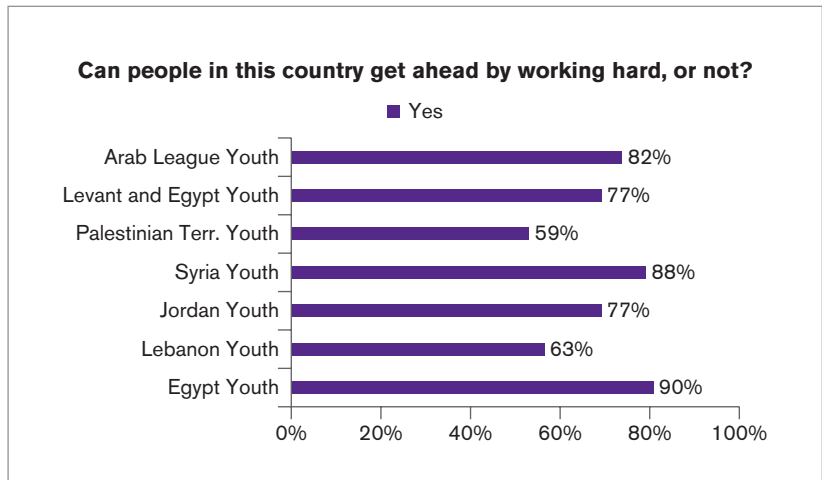
Egypt – Hope Analysis *(continued)*

Seventy-six percent of young Egyptians say women should be able to hold any job outside the home for which they are qualified. While there is a significant gender gap — only 64% of young men are in favor compared with 89% of young women — this is not atypical of the pattern in other countries in the region. Also, within Egypt relatively few agree that working women should be allowed to keep all earnings for themselves, leaving the support of their families to their husbands. Only 31% of young Egyptians share this view, compared with 42% of youth in Lebanon, 46% in the Palestinian Territories, 53% in Syria, and 57% in Jordan. Whether out of economic necessity or social norms, Egyptians are willing to accept a woman’s contribution to her household’s finances.

The Egyptian government is undertaking many reforms aimed at establishing a more market-based economy, and retooling the educational system so that it trains students for employment in business and industry, rather than just for government jobs. However, only 15% of youth consider national economic conditions to be excellent or good and only 25% believe that economic conditions in the country as a whole are getting better (well below the 43% found among youth in Syria and 41% in Jordan). Furthermore, when asked which type of job they would prefer to have, assuming equal pay and working conditions, more than half of Egyptian youth (53%) choose government, compared with only 10% choosing private business and 18% choosing self-employment.

Egypt – Role and Value of Work Analysis

Thirty-seven percent of Egyptian youth say they work either full or part time for an employer or are self-employed. This contrasts with the 44% who say a good, quality job is essential to them in life and highlights the waithood issue that is so pronounced in Egypt, with many young people stuck at the midpoint of the school-to-work-to-marriage continuum. Despite scarce employment among the youth, 90% of young men and women alike say people can get ahead in Egypt by working hard.



Egypt – Youth as Assets Analysis

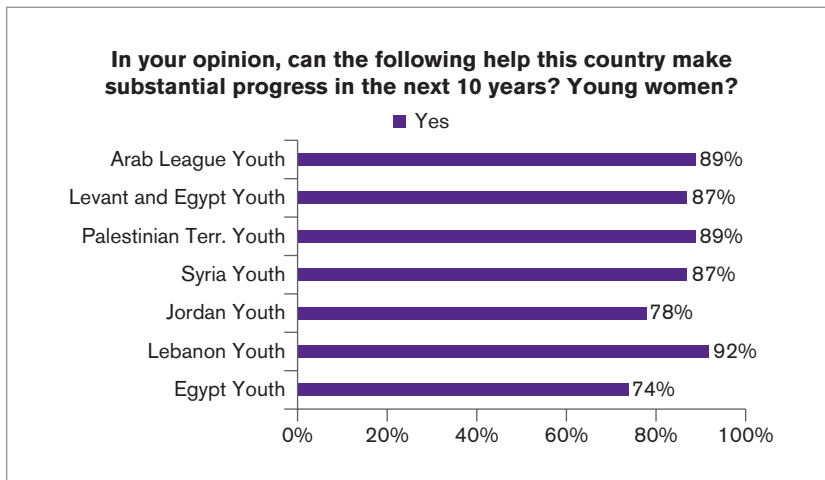
Most Egyptians believe their country’s youth are striving to succeed, but they lag other Arab nationals in the belief that young people can help their country make substantial progress in the next decade. Nine in 10 young and adult Egyptians agree with the statement “youth are doing enough to help themselves.” This is at the upper range of responses found in the countries in the region. And the 74% of Egyptian youth who are positive about the contribution of young women falls well short of the figures seen in most other countries in the region.

Given Egypt’s challenging employment situation, perhaps it is a positive sign that the percentage of Egyptian youth who say they plan to start their own business in the next year (24%) is comparable to youth in Lebanon (23%) and Syria (24%), and about twice as high as youth in Jordan (13%) and the Palestinian Territories (10%).

“Most Egyptians believe their country’s youth are striving to succeed, but they lag other Arab nationals in the belief that young people can help their country make substantial progress in the next decade.”

Sixty-six percent of all Egyptians say that “those responsible for the progress of society” in their country are maximizing the potential of youth. While this leaves room for improvement, it is on the upper end of the percentages seen throughout the region (ranging from 28% in Lebanon to 75% in Syria).

Egypt is also at or above average in this region in terms of perceptions that children are treated with respect and dignity. The 67% of Egyptian youth agreeing with this sentiment is much higher than the 24% among youth in the Palestinian Territories and 34% in Lebanon, but it is on par with the 72% in Syria and only lower than the 82% in Jordan. The Egyptian public educational system has made great strides over the past decade, particularly in terms of primary school enrollment and gender equity in enrollment. Although literacy and educational quality continue to need improvement, 62% of Egyptian youth say they are satisfied with the country’s schools.





Iraq

At a glance

The perceptions and mindset of Iraqi youth stand in sharp contrast to the relatively optimistic outlooks of other youth populations in Iraq’s booming GCC neighbors. Though Iraq has plentiful oil reserves, the country’s per-capita GDP remains among the lowest in the Arab League. Infrastructure was weakened by underinvestment under the former Baathist regime in many parts of the country, and by devastating conflicts with Iran in the 1980s, and with U.S.-led coalitions in 1991 and 2003. Though security conditions have improved throughout Iraq since late 2007, reconstruction efforts have been gradual, and many Iraqis remain without essential services such as electricity and clean water.

Lack of jobs remains a problem in most of Iraq; official Iraqi data from 2005 put the rate of underemployment at between 30% and 50%. Despite its widespread unemployment, Iraq has a severe shortage of skilled workers nationwide, which is partly attributable to large-scale emigration of professional workers seeking to escape the conflict in recent years.

Indicators	Youth
Employed	27%
Education (completed secondary)	22%
Percentage Married	38%

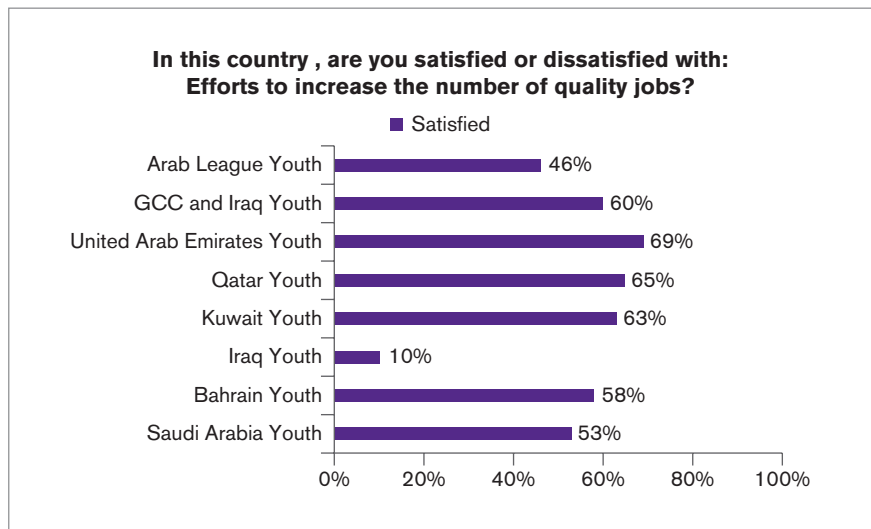
Silatech Index Scores	Iraq	GCC and Iraq Median	Arab League Median
Mindset	53	75	66
Access	26	48	40
Policy	43	73	63

The country’s Policy Index score deviates most substantially from the overall Arab League median. This partly reflects a lack of confidence in the policy environment facing the country’s entrepreneurs; only about one in three Iraqi youth say the government would allow businesses to make a lot of money (35%), or that potential business owners can count on their assets and property to be safe at all times.

Iraq – Hope Analysis

Young Iraqis were surveyed in late February and early March 2009. They were asked about their opportunities for education, employment, and enterprise development. As would be expected given the country’s relative lack of stability and weak economic infrastructure, Iraqi youth tend to be much less optimistic in response to hope-related questions than other youth populations in this region.

Perhaps the most telling indicator of the lack of optimism among Iraqi youth is results from the Cantril Self-Anchoring



Iraq – Hope Analysis (continued)

Striving Scale, which asks respondents to rate their lives on a scale from 0 to 10, with 0 being the worst possible life and 10 being the best possible life. Just 12% of young Iraqis rate their current lives on the high end of the ladder scale, steps 7 through 10.

Dissatisfaction among Iraqi youth with efforts to provide jobs is a sizable problem. Just 10% of Iraqi youth say they are satisfied with efforts to increase the number of quality jobs in the country. By comparison, the median among all Arab League youth populations studied is 46% on this question.

At the time of the poll, only about one in four young Iraqis (24%) said it was a good time to find a job in their areas. Asked on an open-ended basis about the primary obstacles preventing Iraqi youth from finding good jobs, young respondents are most likely to mention that jobs are only given to people who have connections (30%) and that the government is not doing enough to create good jobs (24%). An additional 17% cite the lack of good jobs available in the country.

Young Iraqis' optimism about their prospects may be stifled by perceptions of corruption in both the public and private sectors. About three in four young people (76%) say corruption is widespread in government, while just 15% say it is not. Eighty percent of Iraqi youth say corruption is widespread in the country's businesses, while 8% say it is not. Just 25% of young respondents say the government is doing enough to fight corruption, and only about one in five Iraqi youth (22%) say there is less corruption in the country today than there was five years ago.

Though the development of small and medium-sized private-sector businesses is vital to rebuilding Iraq's economy, Iraqi youth are pessimistic about the outlook for prospective business owners. Just 13% of Iraqi youth say it is easy for anyone to obtain a loan to start a business, and an identical percentage

“Iraqi youth are pessimistic about the outlook for prospective business owners. Just 13% of Iraqi youth say it is easy for anyone to obtain a loan to start a business, and an identical percentage say the government makes permits and paperwork easy enough.”

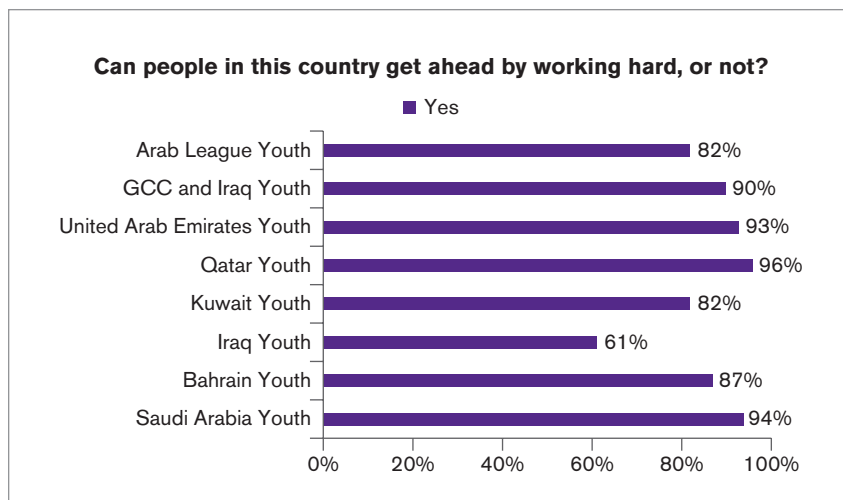
say the government makes permits and paperwork easy enough. Only about one in three young people say potential business owners can trust their assets and property to be safe at all times (34%), or that they can trust the government to let their businesses make a lot of money (35%). A majority of Iraqi youth say prospective business owners will be able to find qualified, hardworking employees (57%) in their country, though this relatively higher percentage might be expected given the high rate of joblessness throughout the country.

Iraq – Role and Value of Work Analysis

Slightly more than one in four young Iraqis (27%) say they work either full or part time for an employer or are self-employed, with young men (38%) much more likely than young women (11%) to be engaged in some kind of labor activity. Just 24% of Iraqi youth say having a good job is essential to them — the lowest in the GCC and Iraq region. Rather than implying that young Iraqis value work less than young people in neighboring countries, this finding probably

reflects Iraqis’ focus on attaining some measure of security and meeting basic needs for themselves and their families.

Like residents of other countries in the region, most Iraqis covet public-sector jobs, which have traditionally paid higher wages and held more prestige than those in the private sector. Just 13% of Iraqi youth say they would prefer to work for a private business; another 14% say they would prefer to be self-employed, if pay and conditions were similar.



About 6 in 10 young Iraqis (61%) say people in their country can get ahead by working hard. Given the instability and severe job shortages experienced by young people across Iraq, it may be an encouraging sign that most continue to see the value in working hard. It should be noted, however, that this figure is well below those among youth in other GCC and Iraq region states.

Iraq – Youth as Assets Analysis

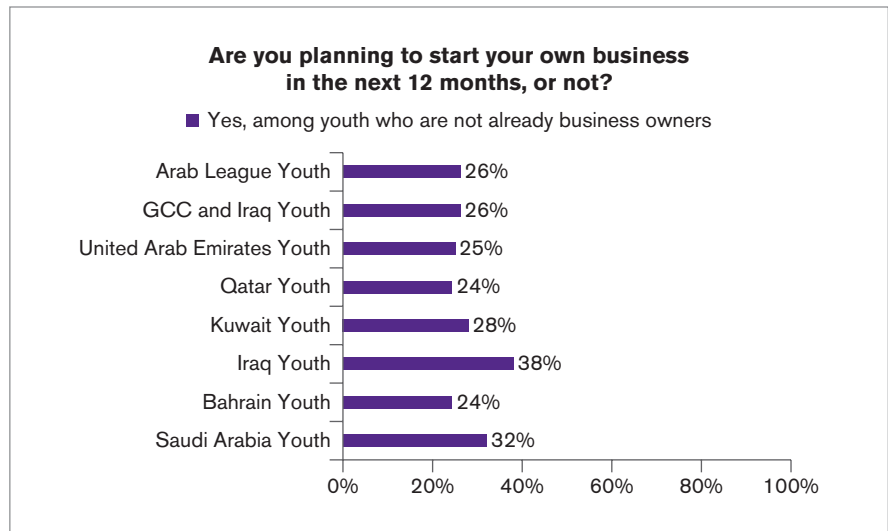
Iraq’s educational system has suffered as a result of ongoing conflict with insurgents and militia groups. Schools have been frequent targets of bombings, and, as a result, many teachers have fled the country or stopped showing up for classes. In other cases, schools have been turned into refugee shelters for internally displaced Iraqis.

Nevertheless, Iraqi youth remain somewhat positive about the status of children in the country. About two-thirds of young Iraqis (64%) say children are treated with respect and dignity. Similar proportions of young people say they are satisfied with their local educational system (66%), and that those responsible for the country’s progress maximize the potential of youth. On one measure, however, results among young Iraqis are notably more pessimistic: Forty-two percent say most of the country’s children have the opportunity to learn and grow every day. As a point of comparison, 91% of youth in Saudi Arabia and 89% in Kuwait say the same.

Almost 4 in 10 Iraqi youth (38%) who are not already business owners say they plan to start a business in the next 12 months, which compares favorably with the Arab League median of 26% on this measure. Though many Iraqis may be motivated to start their own enterprises by the lack of outside employment in their communities,

is it nevertheless an encouraging sign for the development of Iraq’s private sector that this is seen as an option by so many respondents. Investment by the Iraqi government in more favorable conditions for entrepreneurs may be the most effective short-term strategy for scaling up the job growth the country desperately needs.

Finally, it is important to note that despite the hardships the country has endured, Iraqi youth believe young people can help the country make substantial progress over the next 10 years. Ninety-three percent of young Iraqis say young men can help Iraq make substantial progress in the next decade. These figures are similar to those from several of Iraq’s neighbors in the region. Moreover, 81% of young Iraqis say young women can help the country make substantial progress.





Jordan

At a glance

Over the past 10 years, Jordan has implemented various economic reforms that have contributed to strong growth. In addition, remittances from Gulf countries and capital from public grants have contributed to Jordan's strong economic performance. However, at just over \$5,000, its GDP per capita falls toward the bottom half of the Arab League. Furthermore, the current global economic crisis underscores the challenge Jordan faces of establishing sustainable economic growth through improved conditions for private investment and competitiveness. Jordan has also engaged in comprehensive efforts to modernize its educational system, the results of which will be important for the future workforce as 38% of the population is under the age of 14.

Jordan's scores on the Mindset, Access, and Policy indexes are on par with Arab League median scores. The country

Indicators	Youth
Employed	32%
Education (completed secondary)	43%
Percentage Married	17%

Silatech Index Scores	Jordan	Levant and Egypt Median	Arab League Median
Mindset	70	61	66
Access	39	30	40
Policy	60	60	63

fares best on the Mindset Index with a score of 70. Its worst performance is on the Access Index with a score of 39.

Jordan – Hope Analysis

Gallup polled young Jordanians between the ages of 15 and 29 in March and April 2009 in order to understand their attitudes toward job creation, business and economic conditions, obstacles to getting a job, and job training.

One issue of great relevance to the current business climate is perceptions of corruption. Almost 6 in 10 Jordanian youth (58%) say that corruption is widespread throughout the government and 61% say the same about the prevalence of corruption in business in their country. At the same time, almost 6 in 10 young Jordanians (59%) say that the

government is doing enough to fight corruption, which is the highest percentage among youth surveyed in the region. These findings suggest that while youth in Jordan believe the government is putting significant effort into fighting corruption, many still perceive corruption as widespread.

More than half of young Jordanians (56%) say their city or area is a good place for entrepreneurs forming a new business. Jordanian youth are more likely than Egyptian youth (37%), but less likely than young Lebanese (77%) to say their communities are good places for entrepreneurs. Like youth in

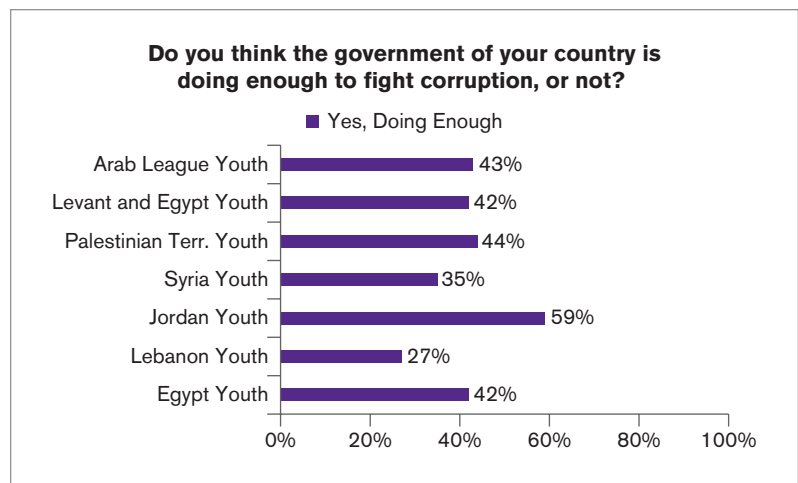
Jordan – Hope Analysis *(continued)*

other countries in the region, a majority of Jordanian youth (60%) say entrepreneurs help create jobs. At the same time, just one-third of young Jordanians (33%) say business startup loans are easy to obtain and that the government makes paperwork and permits easy enough for people who want to start their own business (34%).

While low, the 37% of young Jordanians who said at the time of the survey that it was a good time to find a job was among the highest percentages in the region. When asked to name the primary obstacle keeping them from getting a job so they can start a family, Jordanian youth are most likely to mention the lack of available jobs (33%). An additional 22% mention that jobs are only given to people with connections. On a related topic, a strong majority of Jordanian youth (85%) agree that knowing people in high positions is critical to getting a job in their country. Jordanian youth are also more likely

than either Syrian (63%) or Palestinian (63%) youth to say that connections are critical in securing a job.

Respondents were also asked in an open-ended question what the primary obstacle to receiving job training in the country is: A plurality (39%) of young Jordanians say people cannot afford it. In light of the strong majority of Jordanian youth (91%) who say that job training is important to getting a job or a better one, Jordan needs to focus on ways to decrease the cost of training.

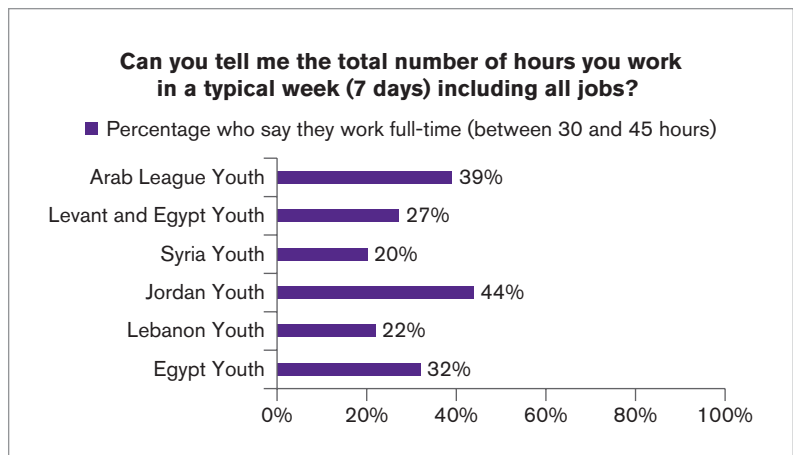


Jordan – Role and Value of Work Analysis

In Jordan, 32% of youth tell Gallup they work either full or part time for an employer or are self-employed. Young Jordanian men (38%) are more than three times as likely as young Jordanian women (11%) to say they worked for someone in the last seven days from whom they received either money or goods.

Many young Jordanians spend several years waiting for professional opportunities to become available, during which time they are not active members of their communities. In an open-ended question, Gallup asked Jordanian respondents what issue would have the greatest impact on shortening this period: A strong majority (76%) say quality jobs would have the greatest impact.

Among respondents who say they work, 44% report typically working between 30 and 45 hours per week, which is well above the percentage of young Syrians (20%) and young Lebanese (22%) who say the same.

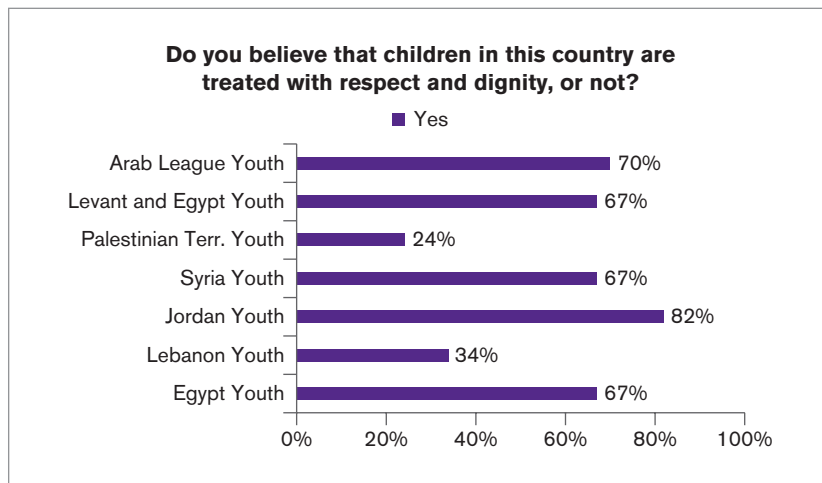


Jordan – Youth as Assets Analysis

Attitudes among Jordanian youth regarding the way children are treated in the country are generally positive. Eighty-two percent of young Jordanians tell Gallup that they believe children in their country are treated with respect and dignity, which is well above the proportions of youth in all other countries in this region who say the same. For instance, just 24% of Palestinian and 34% of Lebanese youth say children are treated with respect and dignity in their countries. And while the low percentages in those countries likely stem from the effects on children living in conflict, Jordanian youth are still more likely than Syrian (67%) and Egyptian (67%) youth to say this. An examination of Jordan’s schools and programs for children can both help the country build on these responses and help inform other countries in the region. These positive attitudes may reflect Jordan’s recent strides in education reform.

“Eighty-two percent of young Jordanians tell Gallup that they believe children in their country are treated with respect and dignity, which is well above the proportions of youth in all other countries in this region who say the same.”

Additionally, 81% of Jordanian youth say children in their country have the opportunity to learn and grow every day. As points of comparison, 40% of Lebanese and 27% of Palestinian youth say the same. Syrian youth are roughly as positive as Jordanian youth about children’s opportunities in their country, as 77% say they have the opportunity to learn and grow.



To gauge entrepreneurial intentions among Jordanian youth, Gallup asked respondents who do not already own a business whether they planned to start one in the next 12 months. At the time of the poll, 13% of young Jordanian respondents said they were planning to start a business in that period. When compared with other youth populations in this region, Jordan’s youth business startup intentions are slightly lower than those reported by Syrian (24%) and Egyptian (24%) youth.



Kuwait

At a glance

Oil dominates Kuwait's economy. In 2007, the petroleum sector accounted for slightly more than half of nominal GDP. At about \$41,000 (2008 estimate), Kuwait's per-capita GDP is among the highest in the Arab League. Kuwaiti nationals make up about one-third of the country's total population, with the remaining two-thirds consisting predominantly of expatriate workers, most from southern Asia. Like other countries in the region, Kuwait's expatriate population has expanded rapidly in recent years to fuel the country's booming private-sector growth.

However, like its neighbors in the region, Kuwait faces the challenge of integrating a far greater share of its citizens into the private-sector workforce. Currently, more than 90% of Kuwaiti citizens work in the public sector. The country's national population is young, with about two-thirds of nationals under age 30 and almost one-third under age 15. The International Monetary Fund puts the number of jobless Kuwaiti nationals registered as part of the labor force at 13,500 in 2006, up from 9,600 in 2003. In response to the unemployment problem and excessive public-sector

Indicators	Youth
Employed	45%
Education (completed secondary)	61%
Percentage Married	40%

Silatech Index Scores	Kuwait	GCC and Iraq Median	Arab League Median
Mindset	71	75	66
Access	44	48	40
Policy	68	73	63

growth, the government has set specific annual targets for the replacement of expatriate workers with Kuwaitis in different sectors of the private economy. Private companies that cooperate are rewarded with subsidies and other incentives.

Kuwait's scores on the Mindset, Access, and Policy indexes are similar to the median scores for all Arab League youth populations surveyed.

Kuwait – Hope Analysis

To assess the attitudes and perceptions of Kuwaiti youth regarding the employment and developmental opportunities available to them, Gallup polled Kuwaitis aged 15 to 29 in late February and mid-March 2009. At that time, 43% of young Kuwaitis said it was a good time to find a job in the country, putting Kuwait in the middle of the pack among young populations in the region — less optimistic than young Qataris (58%), but statistically similar to young Saudis (47%), Bahrainis (40%), and Emiratis (31%), and more positive than young Iraqis (24%). Sixty-three percent of young Kuwaitis

“Just 54% of young Kuwaitis agree that entrepreneurs help create jobs in their country — this is among the lowest figures in the region”

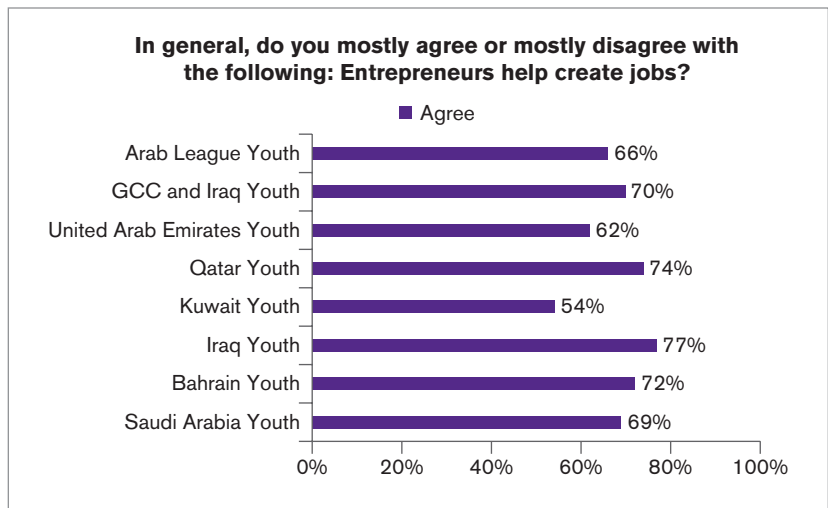
say they are satisfied with efforts to increase the number of quality jobs in the country, also fairly typical of young populations in this region.

Kuwait – Hope Analysis *(continued)*

Asked on an open-ended basis to name the primary obstacle that Kuwaiti youth face in regard to getting a job or a better job, about one in four cite the lack of good jobs available (26%) and a similar number (23%) mention a lack of proper training. Seventeen percent refer to the need to have connections, while 10% say the country’s youth are unmotivated and 7% say young Kuwaitis are unwilling to accept certain jobs. When asked about their employment preferences, assuming pay and work conditions were similar, 71% of Kuwaiti youth say they would prefer a government job, while 11% say they would prefer a job in the private sector and just 6% say they would prefer to be self-employed.

Young Kuwaitis’ responses to questions on business creation also seem to reflect a certain ambivalence toward entrepreneurship. Just 54% agree that entrepreneurs help create jobs in their country — this is among the lowest figures in the region, with the next-lowest being 62% among youth in the UAE. Twenty-five percent of young Kuwaitis say entrepreneurs do not help create jobs and 21% say they do not know or refused to answer the question.

Slightly more than half (52%) of young Kuwaitis say the city or area where they live is a good place for entrepreneurs forming new businesses, which is lower than percentages in Saudi Arabia (76%) and Qatar (76%). A similar proportion of Kuwaiti youth (54%) say it is easy to obtain a loan to start a business, while somewhat fewer (40%) say the government makes the paperwork and permits to start a business easy enough. These figures suggest that the government should highlight the critical role that entrepreneurs play in social and economic development in its efforts to bring more young Kuwaitis into the private sector.

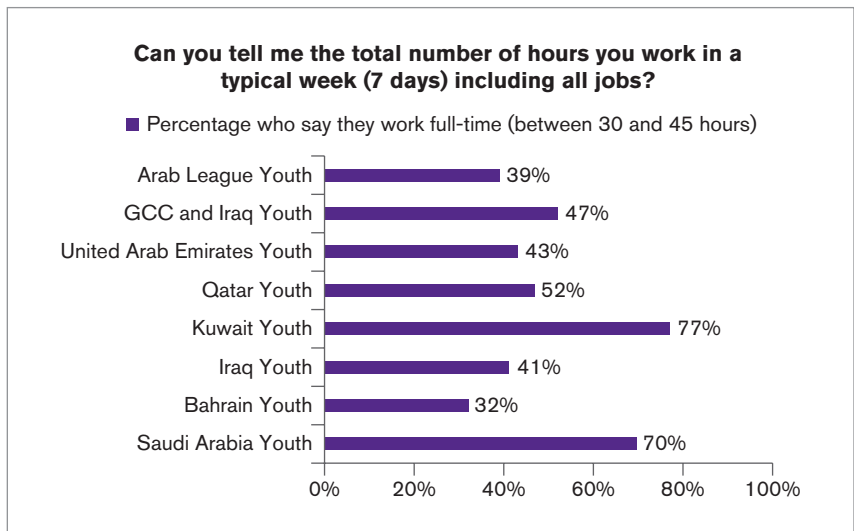


Kuwait – Role and Value of Work Analysis

Forty-five percent of young Kuwaitis say they work either full or part time for an employer or are self-employed. Seventy-seven percent of Kuwaiti youth who work report typically working between 30 and 45 hours a week, which is well above the proportions of young respondents in Bahrain (32%), Iraq (41%), the UAE (43%), and Qatar (52%) who say the same.

Forty percent of young Kuwaitis say having a good, quality job is something essential and that they cannot live without. This is on par with the percentage among young Qataris (39%) and similar to the percentage of young Saudis (46%), but lower than the percentages seen in Bahrain (60%), and the UAE (54%). Kuwaiti youth (58%) are also on par with young Qataris (51%), as well

as young Saudis (62%), when it comes to their willingness to relocate within their country for a good job. Young Kuwaiti men are almost twice as likely as young women to say they would be willing to relocate for an attractive job offer — 76% vs. 39%, respectively.



Kuwait – Youth as Assets Analysis

The proportion of Kuwaiti youth who say they are satisfied with their freedom to choose what to do with their lives is 86%, on par with the percentages from the UAE (86%) and Bahrain (83%), but significantly higher than those from Qatar (73%), Saudi Arabia (60%), and Iraq (37%).

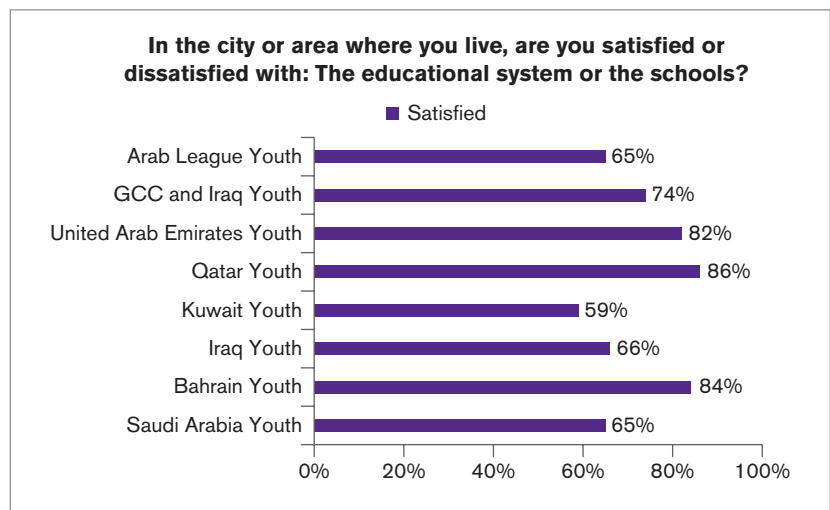
Like most of their neighboring youth populations in the GCC and Iraq region, Kuwaiti young people offer positive responses to two questions regarding the treatment of children in their country. About 9 in 10 (89%) say Kuwait’s children are treated with dignity and respect, a finding that differs little between young men (87%) and young women (91%). An identical proportion of Kuwaiti youth (89%) say the country’s children have the opportunity to learn and grow every day.

However, when it comes to perceptions of the country’s schools, Kuwaiti youth are less positive. Just 59% say they are satisfied with the schools in their area, significantly below the proportions of Qatari (86%), Bahraini (84%), and Emirati (82%) youth who say the same. Kuwait’s educational system is free through the university level and generally considered to be of high quality. The country’s literacy rate is among the highest in the Arab world.

However, as in other GCC and Iraq region countries, there has been some recent controversy over how best to reform curricular content to better reflect skills needed in the workforce.

Kuwaiti youth appear confident that the country’s leaders are concerned with helping young people succeed. Eighty percent of young Kuwaitis agree that those responsible for the progress of society maximize the potential of Kuwaiti youth. This figure is similar to those from Bahrain (85%) and Saudi Arabia (75%).

Kuwait’s young people are also relatively confident in their generation’s own efforts to succeed. About 8 in 10 Kuwaiti youth (81%) agree with the statement “Kuwaiti youth are doing enough to help themselves,” which is statistically similar to percentages among young Bahrainis (85%), young Saudis (73%), and young Qataris (69%).





Lebanon

At a glance

Lebanon's per-capita GDP is estimated to be \$12,000 (2008 estimate), higher than all other countries in the region. Financial stabilization efforts, privatization of state enterprises, and efforts to decrease government expenditures brought inflation down dramatically through 2005, helping overall macroeconomic stability and social indicators, such as the youth literacy rate. However, massive property destruction and permanent job loss because of the 2006 war between Hezbollah and Israel in Lebanon produced considerable economic deterioration in the country. Lebanon is still recovering from the effects of the 2006 conflict, which caused an estimated \$3.6 billion in infrastructure damage. Recent increases in oil and food prices have exacerbated the situation.

The country fares best on the Mindset Index, with a score of 61 that is roughly on par with the Arab League median (66).

Lebanon – Hope Analysis

Gallup polled young Lebanese between the ages of 15 and 29 in February and March 2009 on a variety of subjects, such as entrepreneurship and the current job climate. On many aspects of entrepreneurship, Lebanon's youth lag their counterparts in the Levant and Egypt region.

More than three in four young Lebanese say their communities are good places for entrepreneurs to start businesses; they are the most likely of any youth population surveyed in this region to say so. But on other aspects of entrepreneurship, Lebanon's youth lag their counterparts in the region. For example, young Lebanese (40%) are among the least likely,

Indicators	Youth
Employed	43%
Education (completed secondary)	50%
Percentage Married	13%

Silatech Index Scores	Lebanon	Levant and Egypt Median	Arab League Median
Mindset	61	61	66
Access	25	30	40
Policy	42	60	63

Lebanon scores 25 on the Access Index, which falls well below the Arab League median of 40. The country's performance on the Policy Index, with a score of 42, falls well below that of the Arab League median score of 63.

along with Palestinian youth (29%), to say business owners can trust their assets and property to be safe at all times. In comparison, Jordanian (65%), Egyptian (74%), and Syrian (79%) youth are more likely to say business owners can trust this to be the case in their respective countries. A possible explanation behind Lebanese respondents' unfavorable attitude on this issue is the conflict with Israel, which caused a great deal of property destruction for Lebanese citizens.

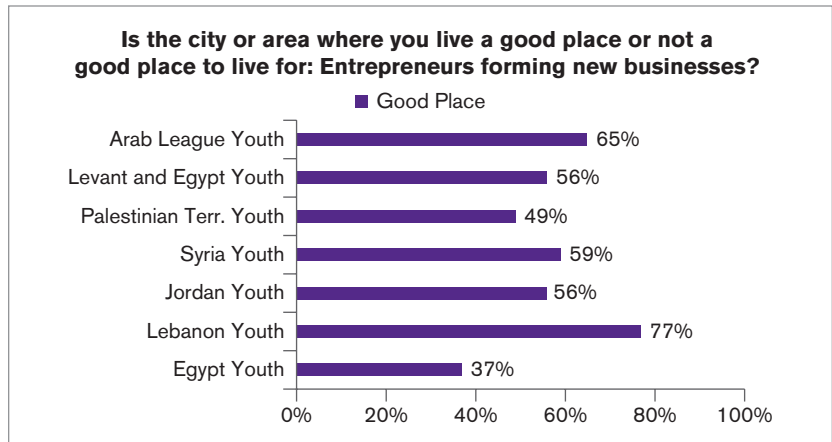
Furthermore, just 31% of Lebanese youth say they trust the government to allow entrepreneurs to make a lot of money. This is in stark contrast to what young respondents across

Lebanon – Hope Analysis *(continued)*

the rest of the region, besides the Palestinian Territories, say on this measure. Much higher proportions of youth in Egypt (53%), Jordan (53%), and Syria (63%) than in Lebanon say their government would allow prospective business owners to make a lot of money. Finding ways to increase Lebanese youth’s confidence that starting a business can be a lucrative professional endeavor could help spur the country’s growth.

Although young Lebanese mirror adult respondents on many issues, they diverge from their adult counterparts when it comes to attitudes about their future. Using the Cantril Self-Anchoring Striving Scale with ladder steps numbered from 0 to 10, where 0 indicates the worst possible life and 10 indicates the best possible life, Gallup asked Lebanese respondents to rate their expectations of where they think they will be in five years. In response to this question, 65% of Lebanese youth say they will stand on the top tier of the ladder (steps 7 through 10). Lebanese adults are less likely (47%) to say they will stand on the top tier, indicating a greater degree of optimism among young Lebanese.

High proportions of Lebanese youth say they agree that men and women should have equal legal rights and that women should be allowed to hold any job outside the home for which they are qualified. However, less than half of Lebanese youth (47%) say that women in the country are treated with respect and dignity. In comparison with other young nationals in the region, young Lebanese are as likely as young Palestinians to say women are treated with respect and dignity, but less likely to say this than young Syrian (73%), Jordanian (83%), and Egyptian (79%) nationals.



Lebanon – Role and Value of Work Analysis

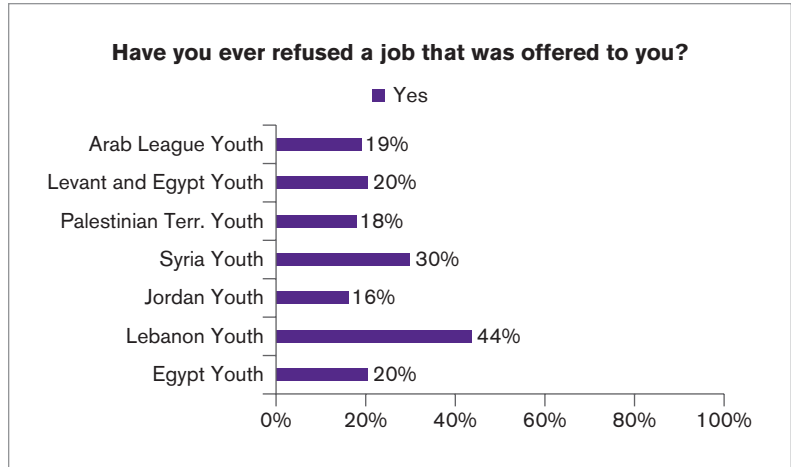
Like youth in several other countries in the Levant and Egypt region, young Lebanese indicate they would be willing to relocate within their country, if offered an attractive job. A majority of Lebanese youth (58%) say they would do so, which is roughly on par with percentages among young Palestinians (52%), Jordanians (56%), and Egyptians (62%), but higher than among young Syrians (43%). Compared with young women in the country (48%), young Lebanese men (67%) are more likely to be willing to relocate for an attractive job offer.

Despite a willingness to relocate for work, Lebanese youth are the most likely of the youth populations surveyed in the region to say they have ever refused a job that was offered to them (44%). Of those who say they refused a job, a plurality (39%) say it was because the wages were too low. This suggests that many Lebanese youth have faced situations in which the type of work they were offered was not enticing enough for them to accept employment. Lebanon will have to focus on doing more than just increasing the number of available jobs for the country's

youth and should take into account what type of work youth perceive as appealing.

When asked to identify the sector they wish to work in, assuming pay and work conditions are similar, Lebanese youth (44%) are most likely to choose self-employment. Further, young Lebanese (30%) are less likely than Egyptian (53%), Jordanian (54%), and Syrian (55%) youth to say they would prefer to work in government.

Young Lebanese are less likely than other youth populations to believe people can get ahead in their country by working hard. Sixty-three percent of Lebanese youth say people can get ahead, compared with 88% of Syrian and 90% of Egyptian youth who say the same.



Lebanon – Youth as Assets Analysis

At the time of the survey, 43% of young Lebanese said they work either full or part time for an employer or were self-employed. A perception gap emerges when Lebanese youth are asked about efforts to engage them in society. On one hand, only 29% of Lebanese youth say those responsible for the progress of their society maximize the potential of youth in their country, which is in striking contrast with what youth in all other countries in the region say. On the other hand, 87% of young Lebanese say youth are doing enough to help themselves.

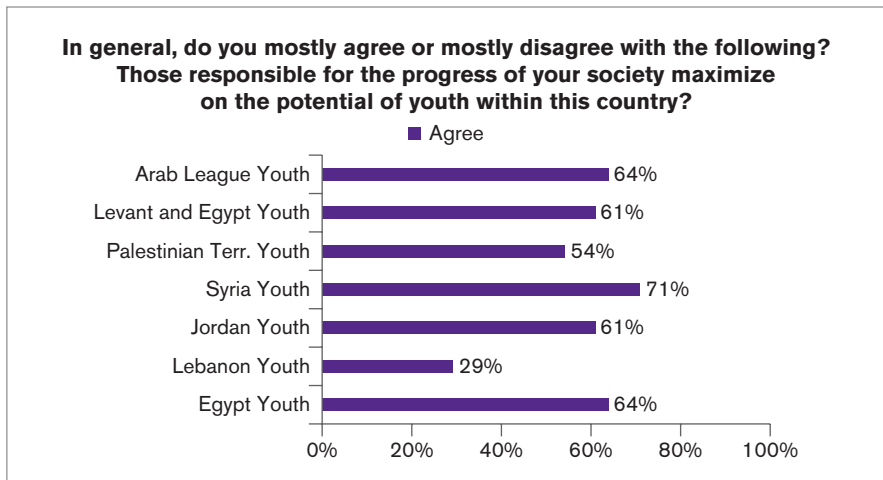
On a related question, a broad majority of Lebanese youth say young men (91%) and young women (92%) can help the country make substantial progress in the next 10 years. Compared with youth in other countries in the region, Lebanese youth are more likely than Egyptian (74%) or Jordanian (78%) youth, but as likely as Palestinian (89%) and Syrian (87%) youth to say young women can help progress in their respective countries.

Young Lebanese are as likely as most youth populations surveyed in the region to say they are satisfied with

“Only 29% of Lebanese youth say those responsible for the progress of their society maximize the potential of youth in their country.”

their freedom to choose what they do with their lives. Seventy-four percent of Lebanese youth express satisfaction with their freedom, which is on par with what Syrian (72%), Jordanian (76%), and Egyptian (64%) youth say, while fewer young Palestinians (47%) say the same.

Attitudes toward children’s development opportunities are relatively muted in Lebanon. Forty percent of young Lebanese say children in their country have the opportunity to learn and grow every day, which is well below the perceptions of youth in Egypt (71%), Syria (77%), and Jordan (81%).





Mauritania

At a glance

A hostile natural environment combined with a narrow economic base presents the country with daunting challenges to address job creation for young Mauritians. Although Mauritania began exporting oil in 2006, mining and fishing remain the two pillars of the economy, accounting for virtually all export earnings. Between 2001 and 2007, economic growth averaged about 5% per year. However, Mauritania remains one of the poorest countries in the Arab League, with a GDP per capita of just \$2,100 (2008 estimate).

In recent years, the country has redoubled its efforts to pursue a comprehensive political and economic reform agenda (but the August 2008 military coup, which toppled the first democratically elected civilian government since independence, has cast a shadow of uncertainty about the direction of the country). As part of its commitment to spur job creation, Mauritania created the National Agency for the Promotion of the Employment of Young Adults in 2004, which received funding from the Arab Fund for Economic and Social Development to build the Agency's capacity. The country has also been committed to improving the business climate to stimulate private-sector growth and to developing

Indicators	Youth
Employed	34%
Education (completed secondary)	9%
Percentage Married	17%

Silatech Index Scores	Mauritania	Maghreb Median	Arab League Median
Mindset	55	62	66
Access	27	35	40
Policy	48	60	63

human capital through improvements in its educational system and greater access to professional training.

Mauritania's scores on the Mindset, Policy, and Access indexes fall below the medians for the Arab League. On Mindset, Mauritania's score of 55 is slightly below the median of 66 for the Arab League. On Access, the country's score is just 27 compared with 40 for the Arab League median. Mauritania's Policy score of 48 falls well below the Arab League median of 63.

Mauritania – Hope Analysis

To gauge attitudes toward job creation, business conditions, obstacles to being employed, and job skills training, Gallup polled young Mauritians between the ages of 15 and 29 in late February and early March 2009. At the time of the poll, 29% of Mauritanian youth said that now was a good time to be looking for a job, which is on par with what Algerian (30%) and Tunisian (38%) youth report. On a related issue, one in five young Mauritians (21%) say they are satisfied with efforts to increase the number of quality jobs.

When asked in an open-ended question what they perceive as the primary obstacle for young people in Mauritania to getting a job or a better job, four issues earn frequent

“Twenty-three percent of young Mauritians say the primary obstacle to job training is that there is no training being offered that is close enough to where they are.”

mentions. Fifteen percent of young Mauritians say it is a lack of proper training, another 15% say corruption is rampant in the economy, 11% say jobs are given only to people who have connections, and 11% say the government is not doing enough to create jobs.

Mauritania – Hope Analysis *(continued)*

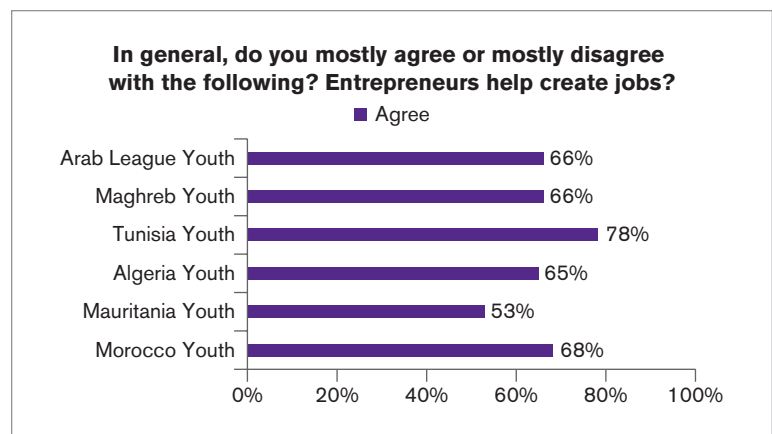
Regarding the role of job training, a majority of young Mauritians (60%) think that taking part in regular job training would improve their chances of either getting a job or a better one. However, they are less likely than young respondents in Algeria (77%), Morocco (93%), and Tunisia (82%) to hold such views. Furthermore, when asked about the primary obstacle to job training that people in Mauritania face, four issues are frequently mentioned. Twenty-three percent of young Mauritians say the primary obstacle to job training is that there is no training being offered that is close enough to where they are, 13% of young respondents say people do not have the necessary experience, 13% say they are not aware of any training offers, and 12% say the main obstacle is that people cannot afford it. Efforts to increase the number of job training locations, to improve youth access to reach training centers, and to offer programs that are priced competitively would help young Mauritians perceive that professional training is within reach.

A majority of young Mauritians perceive that corruption is widespread in Mauritania’s public and private sectors. Seven in 10 respondents say corruption is widespread throughout the government and 57% say it is widespread in business. Further, just 18% of young Mauritians say the government is doing enough to fight corruption. These findings suggest that corruption and nepotism represent major hurdles for young Mauritians. Usually, the poor are the most affected by corruption as their precarious economic situation or lack of connections prevent them from being part of such a patronage system. As a result, it is vital that a comprehensive anti-corruption agenda, which includes judicial

reforms, be implemented to prosecute corruption cases successfully. Cases should also be publicized so that the general public sees that the government is serious about cracking down on corruption.

Overall, attitudes of young Mauritians toward entrepreneurship are mixed. A bare majority (53%) of Mauritanian youth agree that entrepreneurs help create jobs. This is in contrast to what youth in other Maghreb countries say on this issue. Additionally, almost one-half of Mauritanian youth (49%) agree that entrepreneurs think only about their own wallets, while 30% disagree and 22% say they do not know or refused to answer. However, a majority of young Mauritians (65%) say their communities are good places for entrepreneurs.

When asked about financing, 27% of young Mauritians say it is easy to obtain a loan to start a business in their country. The same percentage (27%) perceives that the government makes paperwork easy for those who want to start a business. Additionally, 59% of young Mauritians say that if someone wants to start a business in their country they can trust their assets and property will be safe at all times.



Mauritania – Role and Value of Work Analysis

At the time of the survey, 34% of Mauritanian youth told Gallup they worked either full or part time for an employer or were self-employed. When asked whether they worked for someone in the past seven days and whether they received either money or goods for their labor, just 11% of young respondents say they did. These findings suggest that a significant proportion of young Mauritians work for themselves. In fact, the poll findings show that 29% of youth who did not work for an employer report working for themselves or their family business. In the Maghreb region, this reliance on self-employment among youth is unique to Mauritanian respondents. Among those who say they did not work for an employer in the last seven days, 16% of youth in Algeria, 12% in Morocco, and 6% in Tunisia say they worked for themselves.

When asked about their employment preferences, young Mauritians' attitudes reveal a complex portrait. While there is a clear preference to work for the government (44%), 17%

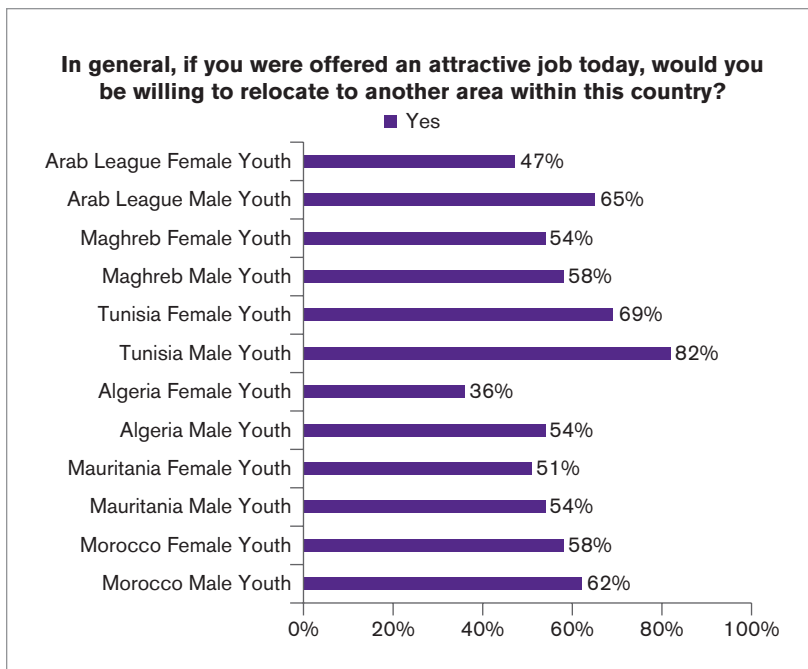
of young Mauritians say they would prefer to work for the private sector, 23% would choose to be self-employed, and 4% would choose to work for a nonprofit organization, assuming pay and work conditions were similar.

To gauge levels of motivation toward work, Gallup also asked Mauritanian youth whether they would be willing to move to another part of the country, if presented with an attractive professional opportunity. Young Mauritians (52%) are roughly as likely as young Algerians (46%) and young Moroccans (60%) to say they would be willing to relocate to another part of their country if they were offered an attractive job today, although young Tunisians (75%) are much more likely to be willing to move under such circumstances.

Across the Arab League, young men (median of 65%) are more likely than young women (median of 47%) to be willing to move to another part of their country for an attractive job.

But in Mauritania, both populations are equally likely to share this view (in the Maghreb region, similar perceptions are found in Morocco). Fifty-four percent of young Mauritanian men and 51% of young Mauritanian women say they would be willing to move to another part of the country, if they were offered an attractive job today.

While government jobs are more appealing to young Mauritians, significant proportions are also drawn to the private sector. A majority of young respondents also indicate a willingness to relocate for a quality job, which underscores the importance of work in the lives of young Mauritians. Against the background of the global economic crisis, the need for Mauritania's efforts to provide decent, quality jobs and spur job creation initiatives in the private sector is greater than ever.



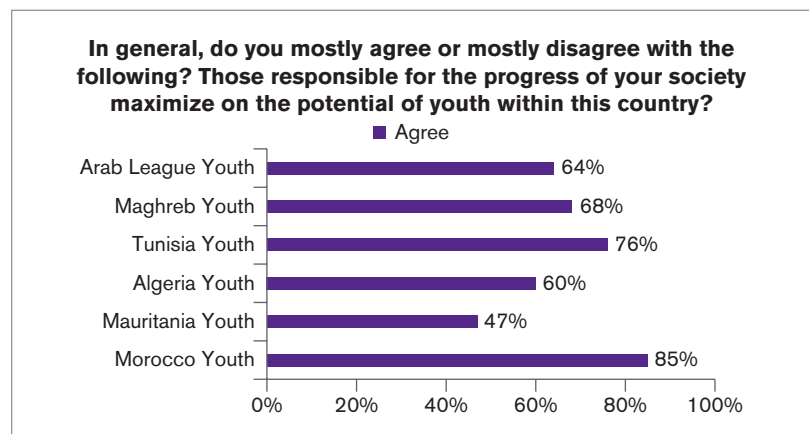
Mauritania – Youth as Assets Analysis

In Mauritania, there is a perception gap between the role youth think they will need to play in the future and their preparation to fill those roles in their society. On the one hand, a majority of Mauritanian youth believe that young people can contribute to a better future for their country. Among young respondents, 96% say young men and 92% say young women can help Mauritania make substantial progress in the next 10 years. On the other hand, just 47% of Mauritanian youth agree that those responsible for the progress of their society maximize the potential of their young people. This is in striking contrast to the rest of the Maghreb countries surveyed, where majorities of young respondents in Algeria (60%), Morocco (85%), and Tunisia (76%) say those responsible for progress in their societies are doing this.

Relatively low satisfaction with the educational system and attitudes about children’s opportunities may help explain why young Mauritians do not, on the whole, feel that their potential is being fully tapped. When compared with opinions of youth in Tunisia and Algeria, Mauritanian youth’s satisfaction with the educational system is relatively low. Just 44% of young Mauritians say they are satisfied with the educational system or schools in their communities, while 69% of young Tunisians and 63% of young Algerians report satisfaction with theirs. Additionally, young Mauritians (54%) are far less likely than young Tunisians (93%) to say children in their country have the opportunity to learn and grow every day. Efforts to improve the educational system should be strengthened.

Such initiatives should ensure that young Mauritians receive not only the basics of education, but they should also be equipped with skills that can easily find a match in the job market after graduation.

With respect to Mauritanian youth’s interest in entrepreneurship, one-quarter of young Mauritians who do not already own their own business tell Gallup they are planning to start a business in the next year. Such attitudes about business creation intentions are on par with those reported in other Maghreb countries (although young Tunisians are slightly more likely to report such intentions). In many countries across the Arab League, young men are more likely than young women to say they are planning to launch a business. This is not the case in Mauritania, as young women and young men are equally likely, 25% each, to say they are planning to start a business in the next 12 months. In light of the level of interest in business creation among Mauritanian youth, initiatives to improve the business climate for budding entrepreneurs, including basic business skills training, access to micro-financing, and mentorship, should be developed.





Morocco

At a glance

Starting in the 1990s, the government launched a series of structural reforms to stimulate investment and economic growth. Such efforts have enabled Morocco to distance itself from its traditional reliance on agriculture, leading to consistent economic growth in recent years. While real GDP growth in 2008 is estimated at 5%, it is expected to decline in 2009 because of the effects of the current global financial downturn on the European Union, Morocco's main export market, as well as a decrease in tourism.

Per-capita GDP of about \$4,400 (2008 estimate) places Morocco toward the lower end of nations in the Arab League. In hopes of addressing poverty and unemployment and spurring growth, the Moroccan government launched a massive social development plan, the National Initiative for Human Development, in 2005 and entered into a free trade agreement with the United States in 2006. Despite government efforts, observers say that the progress of economic reform is moving too slowly, hindering the reduction of massive urban

Indicators	Youth
Employed	29%
Education (completed secondary)	49%
Percentage Married	9%

Silatech Index Scores	Morocco	Maghreb Median	Arab League Median
Mindset	63	62	66
Access	37	35	40
Policy	72	60	63

unemployment, a particularly pronounced problem among youth.

The country's scores on the Mindset, Access, and Policy indexes are all on par with the Arab League median scores for each. Morocco scores best on the Policy Index and its poorest showing is on the Access Index.

Morocco – Hope Analysis

Out of all the nations surveyed in the Maghreb region, the youth population in Morocco is the least likely to express optimism about the current climate for job seekers. Just 14% of young Moroccans said at the time of the survey in February and March 2009 that it was a good time to find a job in the city or area where they live. Such attitudes toward the job climate are equally shared by young Moroccan men and women, as 13% of the former and 15% of the latter said it was a good time to find a job in their communities.

With such a small percentage of Moroccan youth expressing optimism about current job prospects, it is important to look at what young people think would help them get a job. Compared with other youths surveyed in the Maghreb region, job training stands out as important to many Moroccan youth.

“In response to an open-ended question, young Moroccans are most likely to identify a lack of proper training (22%) as the primary obstacle in the way of young people to getting a job or a better job in Morocco.”

Ninety-three percent of Moroccan youth say taking part in regular job training increases people's chances of getting a job or getting a better job. As a point of comparison, 60% of youth in Mauritania and 77% of youth in Algeria say the same.

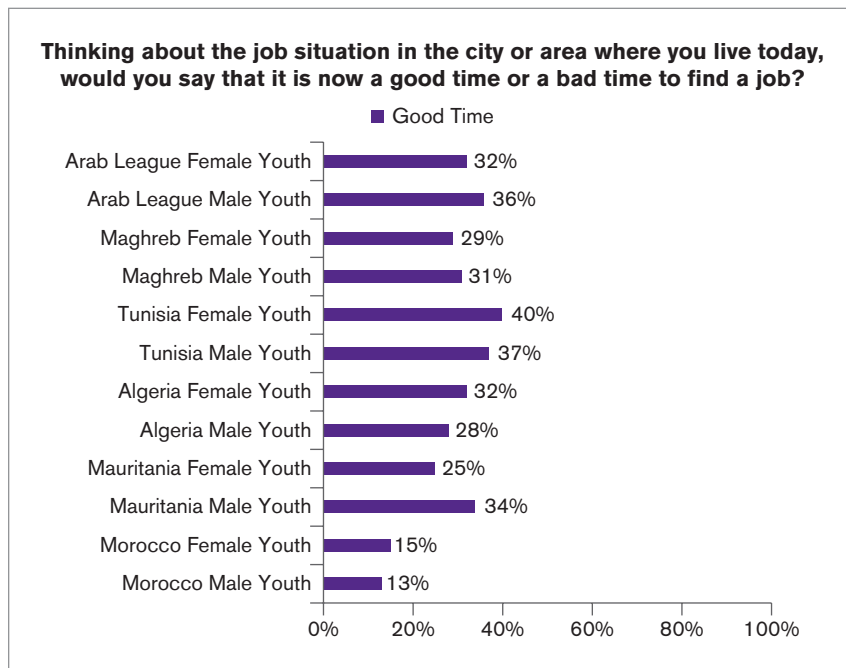
In response to an open-ended question, young Moroccans are most likely to identify a lack of proper training (22%) as the primary obstacle in the way of young people to getting a job

Morocco – Hope Analysis (continued)

or a better job in Morocco. Additionally, 29% of Moroccan youth say the primary obstacle to receiving job training is that they do not have the experience or qualifications necessary.

Views about corruption in Morocco may provide some insight into the overall youth unemployment problem. Eighty-five percent of young Moroccans say that corruption is widespread in business. This percentage is high compared with the 59% of youth in Tunisia and 57% of youth in Mauritania who say the same. Additionally, 96% of young respondents in Morocco say corruption is widespread in government, which is one of the highest percentages measured across the Arab League. Forty percent of young Moroccans also say that corruption is higher than it was five years ago, 39% say the current level of corruption is the same, and 21% report that it is lower.

Despite the general feeling that there are barriers to their entrance and success in the job market, young Moroccans have fairly optimistic views toward entrepreneurship. Eighty-two percent of young respondents say that their communities are good places for entrepreneurs forming new businesses, which compares favorably with the Arab League median of 65%. Slightly more than two-thirds of young Moroccans also agree that entrepreneurs help create jobs, which is at least on par with the proportions of young respondents in the region who say the same. Almost 9 in 10 young Moroccans (89%) also say that if someone wants to start a business in Morocco, he or she can trust their assets and property will be safe at all times. Further, 66% of Moroccan youth believe that future business owners can trust the government to allow their business to make a lot of money.



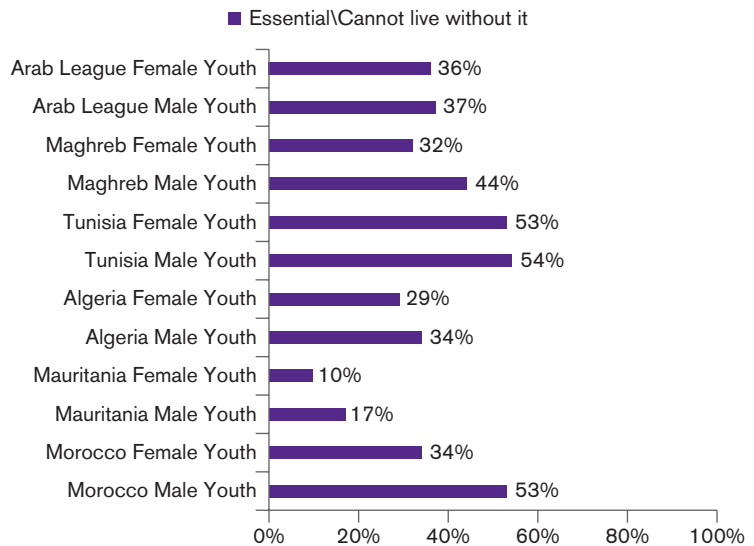
While young Moroccans have positive attitudes about the business climate for entrepreneurs in their country, their views about the steps that are necessary to turn a business idea into a reality are only average for the region. One-quarter of Moroccan youth say that it is easy for anyone to obtain a loan to start a business. Similarly, 25% of young Moroccans say the government makes paperwork and permits easy enough for anyone who wants to start a business. Morocco may be more likely to capitalize on youth’s optimism toward entrepreneurship, in general, by eliminating bureaucratic inefficiencies.

Morocco – Role and Value of Work Analysis

While less than half of Moroccan youth say that having a quality job is essential (43%) to their lives and is something they cannot live without, the percentage holding this view is slightly higher than the 32% of youth in Algeria and much higher than the 14% of youth in Mauritania who say the same. The driver behind this comparatively higher percentage who value a good, quality job is the large number of male youth who hold this view. At 53%, young men in Morocco are much more likely to say a good, quality job is essential than young Moroccan women (34%) are to say the same. Morocco is the only nation within the Maghreb region where there is a statistically significant gender gap on this question.

Here are some aspects of life that some people say are important to them. Please look at them and categorize them into three separate categories: those that are essential and you cannot live without, those that are very important, and those that are useful but that you can live without.

Having a good, quality job?



Perceptions that hard work can pay off are widespread in Morocco. Ninety-one percent of youth say people can get ahead by working hard in their country. As a point of comparison, 77% of youth in Algeria and 65% of youth in Mauritania also share this view about people in their countries. Additionally, 60% of Moroccan youth say that if they were offered an attractive job, they would be willing to relocate to another area or city within Morocco. Overall, these findings suggest that young Moroccans are poised to work hard and be productive members of their society.

At the time of the poll, 29% of youth in Morocco reported that they worked, either full or part time for an employer or were self-employed. Twenty-two percent of youth say they worked for an employer in the last seven days from whom they received money or goods. In Morocco, young women and adult women are equally likely to report that they have been employed and received money or goods over the past week. However, while 58% of adult men in Morocco report that they had worked for an employer in the last seven days, just 29% of young men in Morocco say the same.

Morocco – Youth as Assets Analysis

For youth in Morocco, religion plays a significant role in their lives. Fifty-seven percent of young respondents say having an enriched religious life is essential and that they cannot live without it. Such perceptions are well above those found among youth in Tunisia (40%), Algeria (35%), and Mauritania (29%). The relatively high level of importance that youth place on religion suggests that religious leaders and organizations have the potential to work with and help Moroccan youth to gain the skills and knowledge they currently feel they lack to succeed in their lives and careers.

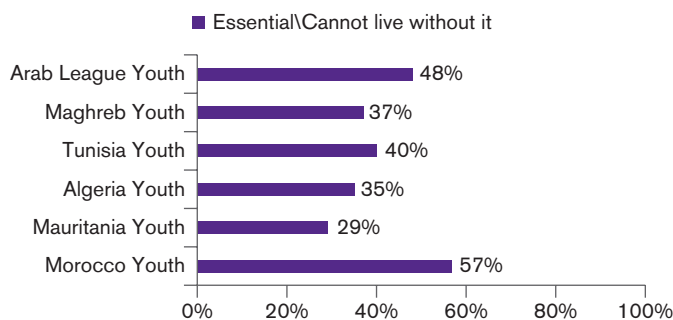
One of the more striking points in Morocco is the low level of satisfaction among youth with the educational system compared with other nations surveyed in the Maghreb. Only 4 in 10 Moroccan youth (40%) say they are satisfied with the schools in their communities, which is a much lower percentage than what is found among youth in Algeria (63%) and Tunisia (69%). Moroccan youth's perception of their educational system is, however, similar to that of youth in Mauritania, where 44% say they are satisfied with their local schools.

On the whole, Moroccan youth feel that children are respected in their country. Sixty-four percent of youth say children in Morocco are treated with dignity and respect, which is on par with what youth in Algeria (65%) and Mauritania (62%) say, but far lower than the 87% of Tunisian youth who say the same. A sizable majority of Moroccan youth (85%) also agree that those responsible for the progress of their society maximize the potential of youth in the country. While a similarly high proportion of Tunisian youth (76%) share this view, Moroccan youth are more likely to say that their potential is being maximized than are young Algerians (60%) and young Mauritians (47%).

Further, a majority of Moroccan youth believe that young people in their country are doing what they can to better their personal situations. Seventy-one percent of young Moroccans agree that youth are doing enough to help themselves in their respective countries. Taken together with youth's views on the educational system and job training, these findings suggest that young Moroccans feel a lack of preparedness to enter the job market. Despite their perceptions that the

leadership of the country is doing what they can to tap into the potential of youth, young Moroccans may feel that their inadequate level of education is a hindrance to their entrance and success in the workforce.

Here are some aspects of life that some people say are important to them. Please look at them and categorize them into three separate categories: those that are essential and you cannot live without, those that are very important, and those that are useful but that you can live without.
Having an enriched religious/spiritual life?





Palestinian Territories

At a glance

The Palestinian economy suffers from what the United Nations describes as “a unique set of externally imposed constraints” stemming from the longstanding conflict with Israel. Perhaps most significantly, Palestinian commerce and trade is encumbered by Israeli closure policies, including checkpoints, roadblocks, and the separation barrier between Israel and the West Bank. Further, the internal division between the West Bank and Gaza Strip since the Hamas takeover of Gaza in June 2007 has complicated the Palestinian Authority’s ability to address national economic matters in a coordinated fashion.

The West Bank and Gaza Strip have high rates of unemployment and poverty, with substantially worse conditions in Gaza because of the severity of Israeli closures. The economy of the Gaza Strip is defined by near war-like conditions. In the West Bank, government jobs have replaced many private and agricultural jobs lost since 2000 and are, thus, vital to that region’s economy. The Palestinian Authority relies on foreign aid — with a substantial amount from the United States — to keep the government functioning. As a

Indicators	Youth
Employed	17%
Education (completed secondary)	49%
Percentage Married	28%

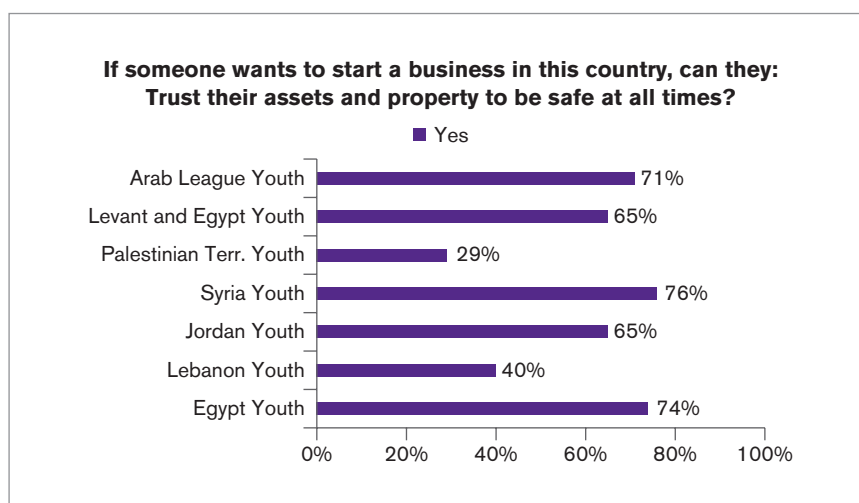
Silatech Index Scores	Palestinian Territories	Levant and Egypt Median	Arab League Median
Mindset	47	61	66
Access	24	30	40
Policy	44	60	63

result, the global financial crisis has been felt by the Palestinian economy mainly in terms of the devaluation of the U.S. dollar — although it could ultimately result in reductions in foreign aid as well.

The Palestinian Territories’ scores on the Mindset, Access, and Policy indexes are all substantially lower than the Arab League median scores.

Palestinian Territories – Hope Analysis

Gallup’s polling of Palestinians in the West Bank, East Jerusalem, and Gaza Strip was conducted in February 2009. The results reveal that Palestinian youth have an extraordinarily bleak perspective on their economic opportunities, which in certain respects is far more negative than what Gallup finds elsewhere in the Levant and Egypt region. (While the views of Palestinians in the West Bank/ East Jerusalem and Gaza may potentially differ, this report does not distinguish between the two areas.)



Palestinian Territories – Hope Analysis *(continued)*

Just 44% of young Palestinians say they are satisfied with their current standard of living, contrasted with solid majorities of youth in Lebanon (60%), Syria (70%), Jordan (71%), and Egypt (87%). Additionally, only 27% of Palestinian youth feel their standard of living is improving, compared with 36% of youth in Lebanon, 45% in Egypt, 49% in Jordan, and 55% in Syria.

“Only 29% of youth say that someone who wants to start a business in the Palestinian Territories can trust that their assets and property will be safe at all times.”

Few Palestinians have a positive view of the overall economy in the Palestinian Territories. Just 10% rate current economic conditions “excellent” or “good” and 13% perceive conditions as improving.

This pessimism extends directly to the outlook for jobs. Only 9% of Palestinian youth said at the time they were surveyed that it was a good time to find a job in the city or area where they live. Additionally, less than half (49%) consider the area where they live a good place for entrepreneurs forming new businesses. This is statistically higher than the 37% in Egypt, but slightly below the 59% in Syria, and well below the 77% in Lebanon. On a related note, just 18% of Palestinian youth say it is easy to obtain a business loan.

The unique instability and uncertainty defining much of Palestinians’ existence is evident in the finding that only 29% of youth say that someone who wants to start a business in the Palestinian Territories can trust that their assets and property will be safe at all times. Youth in Lebanon, who experienced the destruction of private property and national infrastructure in the 2006 conflict with Israel, are the most similar to the Palestinians on this measure, with only 40%

expressing confidence in the security of assets and property of future business owners. By contrast, 65% of youth in Jordan, 74% in Egypt, and 76% in Syria express trust in the safety of property and assets.

Only 23% of Palestinian youth are satisfied with efforts to increase the number of quality jobs. Youth satisfaction with job creation is also low in Lebanon (22%) and Egypt (28%), but relatively high in Jordan (48%) and Syria (47%). And, while a solid majority of Palestinian youth — 77% — says that regular job training raises people’s chances of getting a job or a better job, this is significantly lower than what Gallup finds in Egypt (89%) and Jordan (91%).

Although a majority of young Palestinians (56%) agree that entrepreneurs help create jobs, the figure is closer to 70% in Syria, Lebanon, and Egypt. At the same time, 72% of Palestinian youth agree with the statement “entrepreneurs think only about their own wallets.” While comparable to the responses in Egypt and Lebanon, this is much greater than the 46% and 57% levels of agreement found among youth in Jordan and Syria, respectively. Combined, these attitudes suggest Palestinian youth may consider entrepreneurship as something that can help the person or group starting the business, but it helps few outside that circle. Government and business leaders should address that by raising Palestinians’ awareness of how successful startup businesses, even small ones, can help to invigorate the economy.

Relatively few young Palestinians, only 36%, say the government will allow potential business owners to make a lot of money. While this percentage is similar to the 31% found in Lebanon, it is much lower than elsewhere in the Levant and Egypt region. The belief that government limits earnings is a potentially important impediment to encouraging entrepreneurship. Furthermore, only 22% of Palestinian youth say the government makes the paperwork and permits easy enough for anyone who wants to start a new business.

Palestinian Territories – Hope Analysis *(continued)*

Additionally, while 74% of young Palestinians say corruption is widespread in business — and 67% say the same about the pervasiveness of corruption in government — these rates are no worse than what Gallup finds in most of the other Levant and Egypt region countries.

Palestinian youth (63%) are no more likely than youth in Egypt (69%) and Syria (63%) to say that knowing people in high positions is critical to getting a job. The 63% of Palestinian youth saying this, however, is lower than the 85% of youth in Jordan and 88% of youth in Lebanon who say the same.

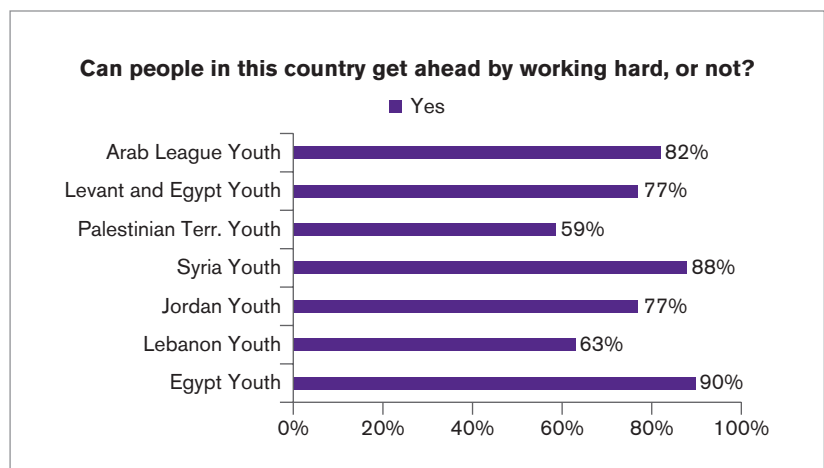
Palestinian Territories – Role and Value of Work Analysis

The employment picture among Palestinian youth is quite dismal. Seventeen percent of youth say they work full or part time for an employer or are self-employed. Overall (including men and women), just 14% of Palestinian youth work for an employer for money or goods. Few young women work for an employer for money or goods in the Palestinian Territories — just 7%. By contrast, reported employment among men varies widely, with the 21% employed for an employer in the Palestinian Territories falling last in the region. As points of comparison, 32% of young men work for an employer for pay in Syria, 38% in Jordan, and 43% in both Lebanon and Egypt.

Despite their high unemployment, the amount of importance that Palestinian youth put on working appears to be comparable to other youth populations in the Levant and Egypt region. The percentage of young Palestinians who say a good, quality job is essential to their lives (35%) and the percentage of respondents who are willing to relocate within the territories for a good job (52%), are right in line with the percentages seen in Syria, Jordan, Lebanon, and Egypt.

Palestinian youth seem as eager as youth in their neighboring Arab countries to participate in the workforce.

It is thus no surprise that Palestinian youth lag others in their views that people can get ahead by working hard. Fifty-nine percent of young Palestinians, compared with 77% or more in Jordan, Syria, and Egypt saying people in their countries can get ahead by working hard. Only Lebanese youth (63%) share Palestinians’ relatively dampened assessment on this question.



Palestinian Territories – Youth as Assets Analysis

Palestinians are relatively negative in their assessments of how children fare in the Palestinian Territories. Only 24% of Palestinian youth say children in the country are treated with respect and dignity. Such views are also relatively low in Lebanon, where just 34% of youth agree with the statement, but they reach 67% in both Egypt and Syria, and 82% in Jordan.

Similarly, only 27% of Palestinian youth say most children in the country have the opportunity to learn and grow every day. The figure is also relatively low in Lebanon at 40%, but is 71% or better among youth surveyed in the rest of countries in the Levant and Egypt region.

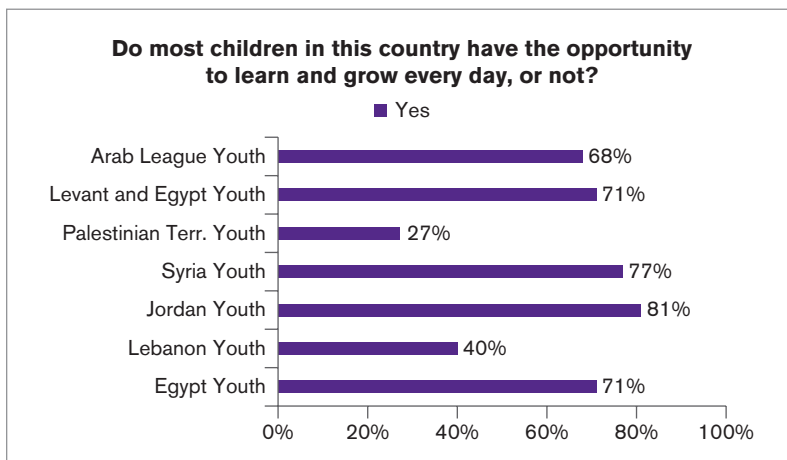
More broadly, just half of young Palestinians (54%) say those responsible for youth's progress in their society maximize

the potential of the country's youth. This is higher when compared with 29% of youth in Lebanon, but is on par with percentages in Jordan (61%) and Egypt (64%) and lower than the percentage in Syria (71%).

In comparison with their views of leaders' efforts to maximize youth potential, young Palestinians are more likely to believe that young people are doing enough to help themselves. Eighty percent of Palestinian youth share this view, which is statistically on par with what Jordanian (78%), Syrian (85%), Lebanese (87%), and Egyptian (91%) youth say on this issue.

Only 10% of Palestinian youth say they plan to start their own business in the next year, which is similar to the 13% of youth in Jordan who plan to start their own business, but less than half the percentages seen in Lebanon (21%), Egypt (24%), and Syria (24%).

Palestinian youth appear discouraged about their employment prospects. But the poll findings suggest that expanding job training programs and connecting youth with work opportunities around the country could have positive results.





Qatar

At a glance

In the past few decades, Qatar has emerged as a leading economy both within the Gulf region and throughout the Arab world. Until 2008, oil made up the majority of national exports, but investments aimed at gas exploration have made it the LNG (Liquefied Natural Gas) capital of the world. The country's estimated 2008 GDP per capita (about \$87,000) was higher than any country in the Arab League and triple that of Saudi Arabia.

The country has also invested heavily in education, allotting 20% of total spending for the 2008/2009 budget, roughly \$5.4 billion. Qatari oil earnings have, in the past, made up about 70% of total revenue and national spending has often changed in relation to fluctuations in global oil prices. One of the government's main approaches at distributing hydrocarbon wealth to its citizens is by way of regular pay increases in public-sector wages. More than half of working Qataris are employed in the public sector with most other sectors having staffs of 75% to 100% foreign workers. The country's labor force has doubled in size over the last five years, but Qataris make up only 7.5% of the nation's workforce.

Indicators	Youth
Employed	39%
Education (completed secondary)	62%
Percentage Married	20%

Silatech Index Scores	Qatar	GCC and Iraq Median	Arab League Median
Mindset	83	75	66
Access	62	48	40
Policy	75	73	63

The country exhibits strong showings on all three indexes of Mindset, Access, and Policy. Qatar's biggest score difference with the Arab League is on the Access Index, where the country's score of 62 is well above the Arab League median (40). Qatar also scores strongly in the area of Mindset, where the country's score of 83 stands well above the median of 66 for the Arab League.

Qatar – Hope Analysis

In exploring attitudes among Qatari youth on entrepreneurship, work climate, job skills training, and education, Gallup polled Qataris between the ages of 15 and 29 in March 2009. With regard to the current job market, 58% of Qatari youth said at the time of polling that it was a good time to find a job, a proportion that is significantly higher than that of the Arab League median (34%). A majority of Qatari youth (65%) also say they are satisfied with efforts to increase the number of quality jobs in their country. However, when asked whether knowing people in high positions is critical to getting a job in their country, 56% of young Qataris agree that it is and 27% disagree.

“Qatari youth (75%) are the most likely of youth surveyed in the GCC and Iraq region to say that their standard of living is getting better.”

Gallup also asked Qatari youth about the role and strength of entrepreneurial ventures within their country. A majority of Qatari youth (76%) say that their communities are good places to live for entrepreneurs forming new businesses. Further, a majority of young Qataris (74%) agree that entrepreneurs help create jobs.

Qatar – Hope Analysis *(continued)*

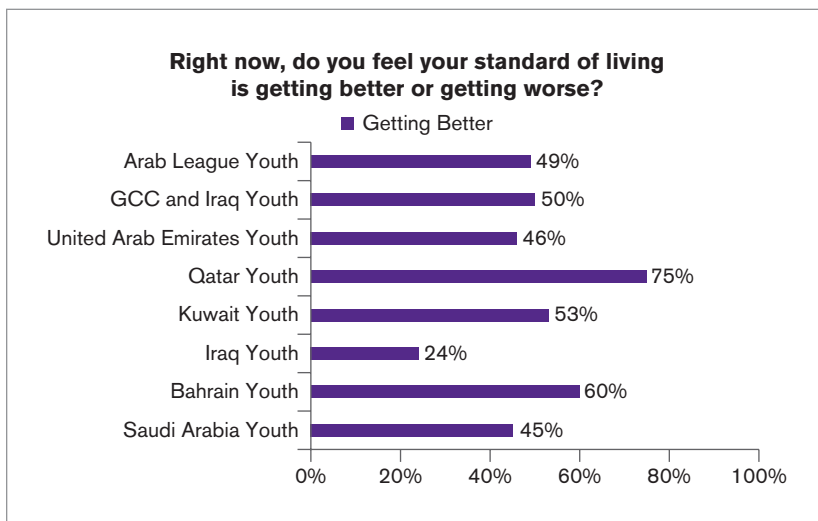
Qatari youth (75%) are the most likely of youth surveyed in the GCC and Iraq region to say that their standard of living is getting better. As a point of comparison, youth in Bahrain (60%) and Kuwait (53%) are the only two other youth populations in the region to say their standard of living is improving.

Degrees of confidence in governmental and private institutions alike can also have a profound effect on a nation’s economic well-being. Such attitudes influence business decisions on the part of entrepreneurs, which, in turn, affect various crucial economic indicators such as unemployment rates, foreign investment, and a nation’s ability to attract new businesses to their shores. Companies and investors are naturally more willing to do business in a country that abides by the rule of law, and provides parties an efficient and accountable venue to resolve business disputes.

When Gallup asked Qatari youth whether they had confidence in their country’s judicial system and courts, 77% say they do, which compares quite favorably with the Arab League median of 47%. However, a lower proportion of Qatari youth (65%) express confidence in their country’s financial system, but such views are roughly on par with the Arab League median of 57%. As a point of reference, 79% of Saudi youth say they have confidence in their financial system.

Alternatively, a small percentage (11%) of Qatari youth say corruption is widespread in businesses in their country, while a majority (69%) of Qatari youth say it is not widespread. Similarly, a mere 6% of young Qataris say corruption is widespread in government and 73% say it is not.

While confidence in national institutions and the private sector are necessary to a vibrant economy, such trust is not alone sufficient. Another essential resource is the availability of qualified manpower. For example, 59% of Qatari youth tell Gallup that they are confident that if someone wanted to start a business in their country, they would easily find hardworking, qualified employees. As a point of reference, 78% of Emirati youth say such entrepreneurs could easily find hardworking, qualified employees in their country.



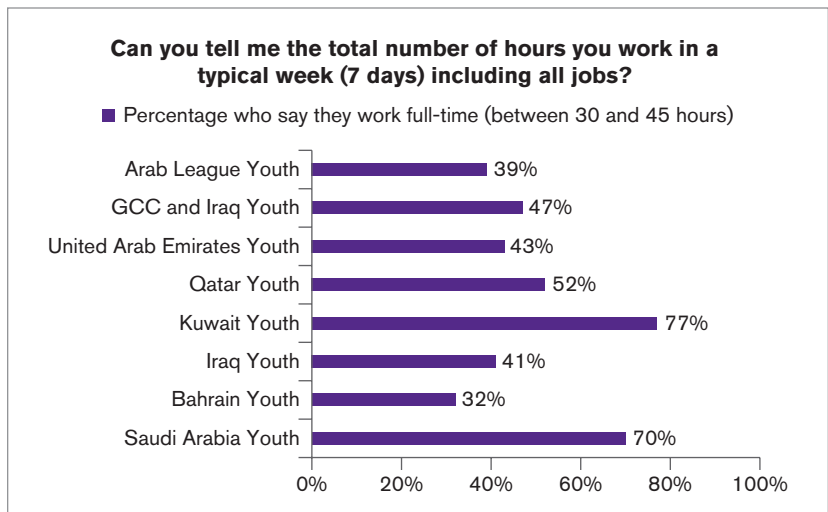
Qatar – Role and Value of Work Analysis

Gallup also asked Qataris a series of questions aimed at understanding their perspectives on the importance and role of work. The way an individual views the purpose of work in life will inherently influence his or her approach to job readiness and will mold attitudes in the workplace.

Gallup asked youth to categorize the degree of importance they place in having a good, quality job. Thirty-nine percent of Qatari youth say having a good, quality job is essential and they cannot live without it, which is on par with the Arab League median of 37%. As a point of comparison, 54% of youth in the UAE and 60% in Bahrain say having a good, quality job is essential, while in Kuwait (40%) youth's perceptions are similar to those of young Qataris. Further, a bare majority of Qatari youth (51%) say they would be willing to relocate to another area in their country if offered an attractive job, which is lower than the percentage of youth in Bahrain (79%) who say the same.

Many Qatari youth (91%) who are employed say they are satisfied with their jobs, but young Qataris are as likely as their counterparts in most of the GCC and Iraq region nations to say they are satisfied. Additionally, 52% of Qatari youth who work say they typically work between 30 and 45 hours per week.

Meritocracy is an essential dynamic to any economy that aims to create quality jobs for its youth. Most Qatari youth (96%) say that people in their country can get ahead by working hard, but such levels are comparable to what Saudi (94%) and Emirati (93%) youth say.



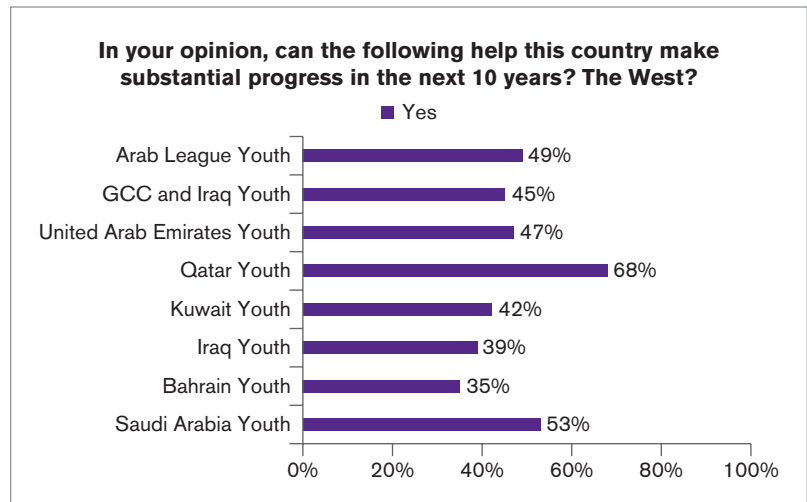
Qatar – Youth as Assets Analysis

Treating youth as assets goes beyond providing an education. It requires investing in their development as citizens and as future professionals. When Gallup set out to understand the potential of Arab youth, it focused first on understanding what youth want and how they strive in the pursuit of their goals.

Ninety-eight percent of Qatari youth say religion is an important part of their daily lives. A majority of young Qataris (65%) also say having an enriched religious or spiritual life is essential and that they cannot live without it, which is significantly higher than the percentage of young Kuwaitis (35%) and Iraqis (35%) who say the same. Ninety-seven percent of Qatari youth also say children in their country are treated with respect and dignity.

Furthermore, 91% of Qatari youth say that those responsible for the progress of their society maximize the potential of youth in the country, which is well above the Arab League median (64%). As a point of reference, 85% of

Bahraini youth and 80% of Kuwaiti youth say the same. But 69% of young Qataris say youth in their country are doing enough to help themselves, which is well below what youth in the UAE (87%) and Bahrain (85%) say on this measure. In addition, Qatari youth are the most likely across this region to say that the West can help their country make substantial progress in the next 10 years (68%). Youth in Saudi Arabia are the only other young respondents across the region where a majority (53%) says the West can help their country make substantial progress in the next decade.





Saudi Arabia

At a glance

The Kingdom of Saudi Arabia has the largest proven oil reserves in the world. New oil discoveries continue to offset depletion of these reserves. Despite the government's efforts to diversify the national economy, oil revenues make up 90% of export earnings and more than 30% of nominal GDP. In 2007, only 5.8% of growth was from the non-oil sector.

Although historically low in the Kingdom, inflation has recently been on the rise, nearing 11% in June 2008. Despite this challenge, the country remains the world's largest oil exporter. Saudi Arabia's estimated GDP for 2008 is about \$24,000 per person, the sixth highest in the Arab League. According to 2006 estimates, Asia receives the majority (56%) of the Kingdom's exports while North America (21%) and Europe (15%) receive smaller, yet significant, portions of the country's crude exports. The country also has substantial natural gas reserves, 4% of the world's total, but is far below neighboring gas-producing countries, such as Qatar and Iran. Saudi nationals make up more than 90% of the country's

Indicators	Youth
Employed	45%
Education (completed secondary)	54%
Percentage Married	43%

Silatech Index Scores	Saudi Arabia	GCC and Iraq Median	Arab League Median
Mindset	75	75	66
Access	51	48	40
Policy	77	73	63

public-sector employees. Non-Saudis make up nearly 80% of all employment throughout the Kingdom.

Saudi Arabia shows a strong performance on Policy and Mindset indexes with scores of 77 and 75, respectively, which are above the Arab League medians. With a score of 51, the country's poorest performance is on the Access Index, but it is still higher than the Arab League median.

Saudi Arabia – Hope Analysis

Gallup's survey of Saudi Arabia in February and March 2009 focused on exploring attitudes regarding job searching strategies, and examining obstacles that youth encounter in getting job skill training and in finding employment. Fifty-three percent of Saudi youth say they are satisfied with efforts in the country to increase the number of quality jobs, which is on par with the Arab League median of 46%. When asked in an open-ended question about the primary obstacle for youth to getting a job or a better job, 27% of Saudi youth say that it is a lack of available good jobs. The next most likely response is that jobs are given only to people who have connections (15%), and another 10% of Saudi youth say that the primary

obstacle is that youth themselves are unmotivated or lazy. Nine percent of young Saudis say the primary obstacle is that Saudi youth are unwilling to accept certain jobs.

Yet when asked about the primary obstacle preventing people in Saudi Arabia from receiving job training, one-quarter of Saudi youth say it is because they do not have the necessary experience or qualifications. An additional 22% of Saudi youth say the primary obstacle is that people cannot afford such training and 15% say their current employer would not support them while they undergo it. Only 11% of Saudi youth say the primary obstacle in seeking job training is

Saudi Arabia – Hope Analysis (continued)

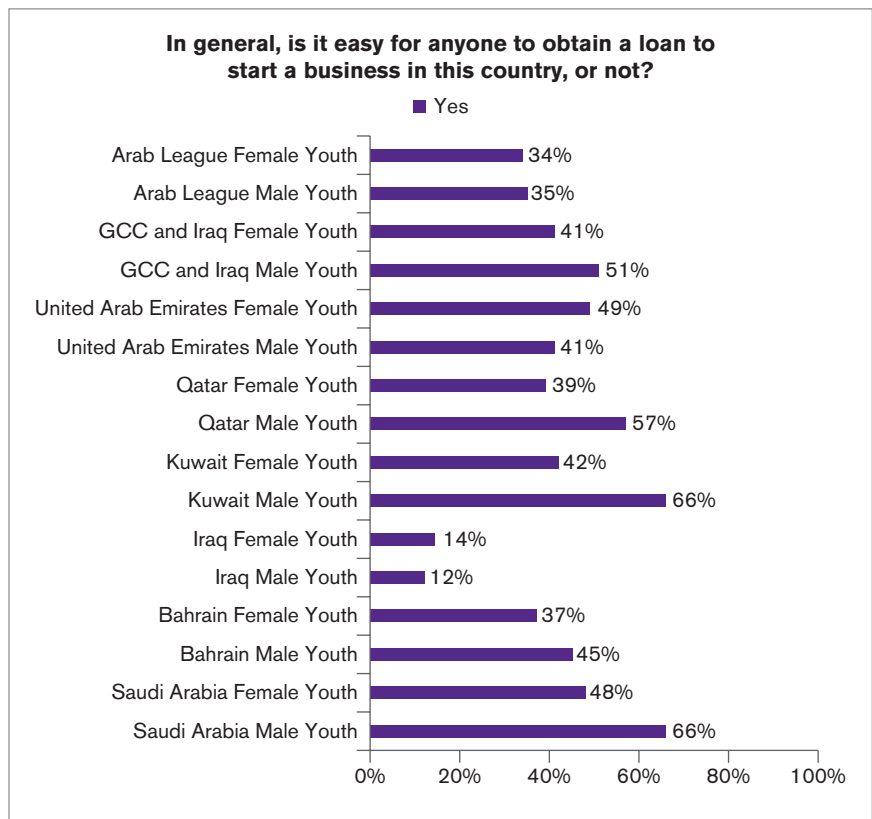
that they do not have the time to commit because of family responsibilities. Because the most common obstacle identified by youth is that they do not have enough experience to qualify for job training, policy-makers should focus efforts on increasing free or low-cost job training endeavors that do not have experience requirements for applicants seeking training in a particular field of expertise.

When asked about entrepreneurs forming new businesses, 76% of Saudi youth say their city or area is a good place to live for future business owners, which is identical to the percentage of Qatari youth (76%) who say the same.

Further, almost 8 in 10 Saudi youth (79%) say they have confidence in financial institutions and banks in their country. In terms of ease of obtaining financing to start a business, 57% of youth say that it is easy to obtain a business loan in Saudi Arabia. However, an interesting point to note is in the slight gender difference as 66% of young Saudi men versus 48% of young Saudi women say that obtaining such a loan is easy. These attitudes, in turn, may affect the willingness of budding entrepreneurial individuals to

seek such financing and as a result, they may be discouraged from business creation as an option to earn a living. Policy-makers should remove barriers that lead women to be less likely to report ease of access to business loans. Educators and lawmakers should pursue policies that focus on providing women, particularly young women, with the information necessary for successful loan application and repayment.

On a related note, 56% of Saudi youth say the government makes paperwork and permits easy enough for anyone interested in starting a business in Saudi Arabia.



Saudi Arabia – Role and Value of Work Analysis

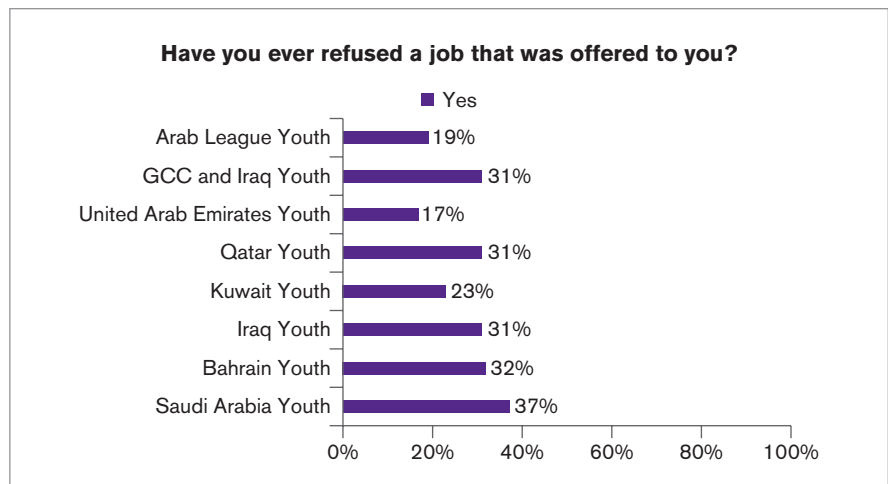
Attitudes regarding the role of work and its value in a person’s life can vary from place to place. Important questions to ask when exploring these attitudes have to do with exploring pre-set preferences, in terms of the area of work or type of institution one desires to join. In Saudi Arabia, 60% of youth say that, assuming pay and work conditions were similar, they would prefer to work in the government. One interesting point to note is that the proportion of Saudi youth (16%) who would prefer to be self-employed is identical to the proportion of those who say they would prefer working in a private business (16%). Another area of focus lies in understanding to what degree geographic location is seen as an obstacle to getting a job or a better job. Sixty-two percent of Saudi youth say that, if offered an attractive job, they would be willing to relocate to another area within the Kingdom. Although this number is relatively high for the GCC and Iraq region, Bahraini youth (79%) are even more likely than Saudi youth to say they would be willing to relocate within their country under similar circumstances.

Young Saudi men (65%) are far more likely than young Saudi women (12%) to report they worked for someone in the past seven days. Young men in Saudi Arabia who say they work are also the most likely young respondents (75%) in the region to report typically working between 30 and 45 hours per week. Further, Saudi youth (94%) are among the most likely young respondents in the GCC and Iraq

“In Saudi Arabia, 60% of youth say that, assuming pay and work conditions were similar, they would prefer to work in the government. One interesting point to note is that the proportion of Saudi youth (16%) who would prefer to be self-employed is identical to the proportion of those who say they would prefer working in a private business (16%).”

region to say people in their country can get ahead by working hard.

Finally, 37% of young Saudis say they have ever refused a job and 60% say they never have. While the percentage of Saudi youth who report refusing a job is roughly on par with what Bahraini (32%) and Qatari (31%) youth say, it is well above what young Kuwaitis (23%), and especially young Emiratis (17%) say on this measure.



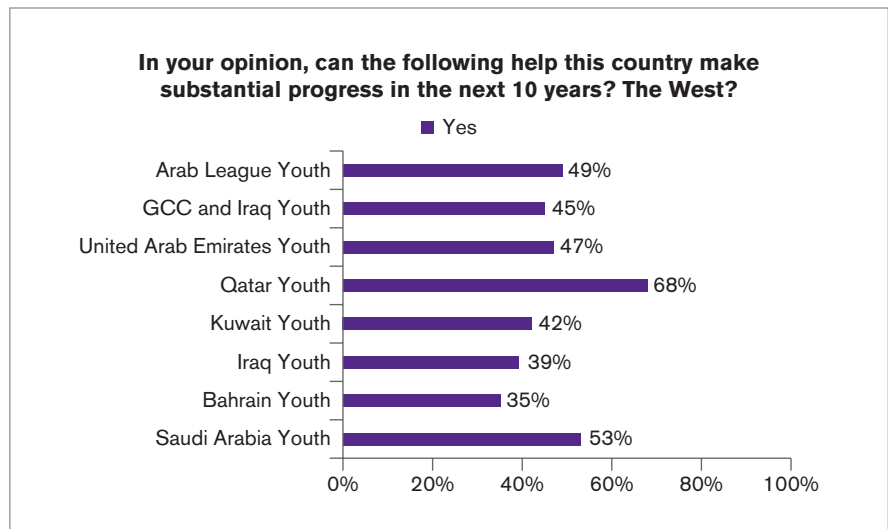
Saudi Arabia – Youth as Assets Analysis

In examining how Arab youth envision and feel about their role within their respective countries, Gallup asked respondents a series of questions that relate to attitudes about youth's place in society. Sixty-five percent of young Saudis say they are satisfied with the educational system or schools in their country, which is identical to the Arab League median (65%). However, such satisfaction among Saudi youth falls below what young respondents in Bahrain (84%), Qatar (86%), and the UAE (82%) report on this question.

Nevertheless, a strong majority of young Saudis (87%) say children in their country are treated with respect and dignity. Additionally, 86% of Saudi youth say children throughout the Kingdom have a chance to learn and grow every day.

A majority of young Saudis (75%) say those responsible for the progress of their society maximize the potential of youth, which is lower than percentages among youth in the UAE (89%) and Qatar (91%). When asked whether youth are doing enough to help themselves, 73% of Saudi youth say they are, which is on par with what youth in Qatar (69%) say on this issue, but below what Emirati youth (87%) report.

Saudi youth report higher levels of confidence in the ability of young people and the West to help their country's progress. Ninety-five percent of young Saudis say that young men and 89% say young women can help Saudi Arabia make substantial progress in the next 10 years. However, only 44% of youth in Saudi Arabia say the same about the contribution of the elderly. As points of comparison, youth in Qatar (66%) and Bahrain (51%) say the elderly could help their respective countries make substantial progress. In the GCC and Iraq region, young Saudis (53%) are among the most likely respondents, after Qatari youth, to say that the West can help their country make substantial progress in the next decade.





Somalia (Somaliland²)

At a glance

Located in the northwest region of Somalia, Somaliland is a self-declared republic that is not recognized internationally. Because its economy is separate from Somalia's and its currency lacks an official exchange rate, it is difficult to make economic comparisons with traditional measures, such as GDP per capita.

Somaliland's chief sources of revenue, other than remittances, are duties from its port at Berbera and livestock exports. Livestock is the mainstay of the economy, but regional import bans have damaged this sector in the last decade. As a result, the economy became increasingly dependent on money from the Somaliland Diaspora who fled to Western Europe, the Gulf States, and elsewhere in the Horn of Africa when civil war broke out in 1988. Remittance flows are estimated between \$500 million and \$700 million annually.

Relative stability and security in Somaliland have enabled private business and domestic trade to thrive, but unemployment (particularly among youth) and poverty are still widespread. Illegal youth emigration is an acknowledged

Somaliland – Hope Analysis

In mid-March 2009, Gallup interviewed Somalilanders between the ages of 15 and 29 about their outlook on a multitude of subjects, including the job climate and obstacles to getting jobs and becoming active members of their communities. At the time of the survey, 35% of young respondents said that in their communities, it was a good time to find a job. Even though unemployment tends to be higher among youth, young respondents were as likely as respondents aged 30 and older to have this outlook (38%). In comparison with other East Africa/Red Sea populations surveyed, young Somalilanders were less likely than young Djiboutian

Indicators	Youth
Employed	29%
Education (completed secondary)	35%
Percentage Married	14%

Silatech Index Scores	Somaliland	East Africa/Red Sea Median	Arab League Median
Mindset	63	63	66
Access	43	43	40
Policy	68	60	63

problem; the Somaliland government is reportedly working with UNICEF to draft a youth policy that addresses emigration, unemployment, education, and political participation.

Somaliland's scores on the Mindset, Access, and Policy indexes are similar to the median scores for the Arab League.

nationals (61%) but more likely than young Yemeni nationals (16%) to say it was a good time to find a job.

At the same time, young Somalilanders, along with Djiboutian youth, are the most likely populations surveyed in the East Africa/Red Sea region to say they are satisfied with efforts to increase the number of quality of jobs. Nearly half of young Somalilanders (46%) and a bare majority of young Djiboutians (51%) express satisfaction with job creation efforts. Only about one-third of Yemeni (33%), Comoran (32%), and Sudanese (31%) youth express satisfaction in this regard.

² Because of ongoing conflict in Somalia, Gallup's survey was conducted only in the autonomous northwest region of Somaliland.

Somaliland – Hope Analysis (continued)

Somaliland youth identify the dearth of good, quality jobs as one of the top challenges they face on their way to adulthood. Youth were asked an open-ended question about what they perceive as the primary obstacle for young people in Somaliland to getting a job or a better job that enables them to start a family. Somalilander youth are most likely to mention a lack of good jobs (27%), a lack of proper training (20%), and that jobs are only given to people who have connections (17%).

For a related question, when asked to choose from issues the government could take action on to reduce waitness (the period of time when young people end their schooling and find quality jobs and can get married), nearly two-thirds (65%) of young Somalilanders say quality jobs would have the greatest impact. Only 18% say affordable and available housing would have the greatest impact, and 14% say the cost of marriage would.

Job training, which 2 in 10 Somalilander youth say is the primary obstacle to getting good jobs, is often inadequate and unsystematic, if it exists. Various institutions offer a range of vocational and skills training, but they tend to be poorly funded and lack suitable trainers and equipment; some private businesses do provide apprenticeship services. Regardless, Somalilander youth would likely welcome more training opportunities: 81% say taking part in regular job training increases people’s chances of getting a job or a better one.

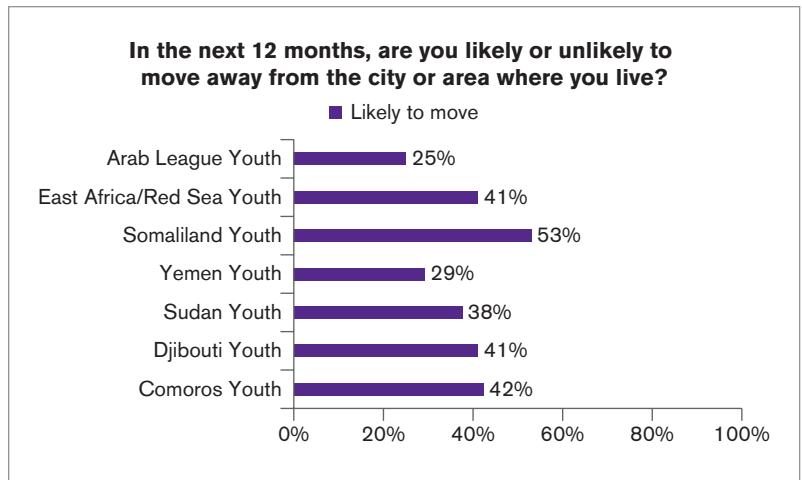
However, youth perceive a number of obstacles that prevent people in Somaliland from receiving job training: 32% of respondents mention that people lack the necessary experience and

“Of any population surveyed, young Somalilanders are the most likely to say they will likely move away in the next 12 months.”

qualifications (which can mean literacy), 18% say they cannot afford it, and 14% say there is no training offered close enough to where they are.

The current job situation, in tandem with youth’s perceptions that Somalilanders who have emigrated are better off, may largely explain why so many youth plan to move away from the cities and areas where they live. Of any population surveyed, young Somalilanders are the most likely to say they will likely move away in the next 12 months. A majority of young respondents (53%) say it is likely they will move, which is much higher than among their adult counterparts (38%), and more than twice as high as the median for youth in the Arab League (25%).

While these data do not describe whether they plan to leave Somaliland or move to other cities or areas within Somaliland, that more than half of youth say it is likely they will move could have significant economic and social implications for



Somaliland – Hope Analysis *(continued)*

the Somaliland communities that absorb them and could potentially mean further brain drain as better educated youth emigrate.

To motivate their young people to stay, the government and local NGOs may want to invest in programs that present entrepreneurs as role models and offer incentives to young

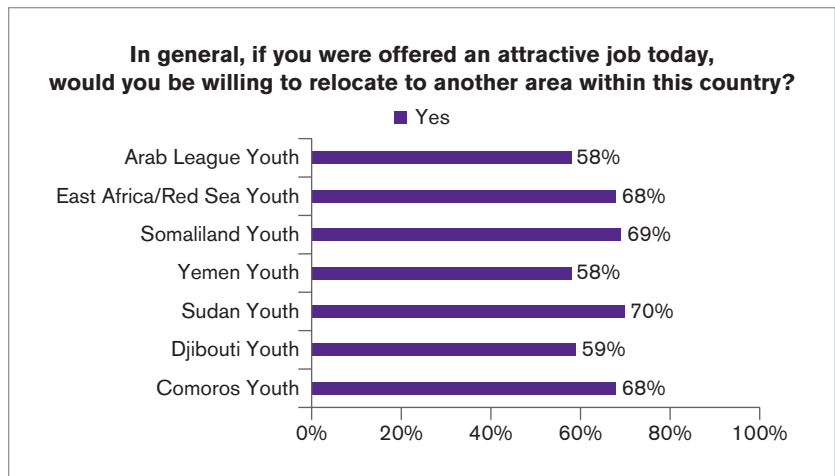
people who start their own businesses. Somalilander youth are already among the most likely youth populations surveyed in the East Africa/Red Sea region to say that people who want to start a business can trust the government to allow their business to make a lot of money (70%) and trust their assets and property to be safe at all times (84%).

Somaliland – Role and Value of Work Analysis

At the time of the survey, 29% of young Somalilanders told Gallup they worked full or part time for an employer or were self-employed. Unlike some of their counterparts in the Arab League, Somalilander youth do not express a clear preference to work for the government over other sectors. When young Somalilanders were asked where they would prefer to work, assuming the pay and work conditions were similar, more than one-third (36%) said they would prefer to work for the private sector, 26% would prefer to be self-employed, and 17% would prefer to work for the government or a nonprofit organization.

Given that more than half (53%) of young Somalilanders say they are likely to leave their cities or areas in the next 12 months, it

is not surprising that nearly 7 in 10 (69%) say they would be willing to relocate to another area within the country, if they were offered an attractive job. However, what it may suggest is that young Somalilanders might be willing to stay rather than emigrate, if the job offer appealed to them.



Somaliland – Youth as Assets Analysis

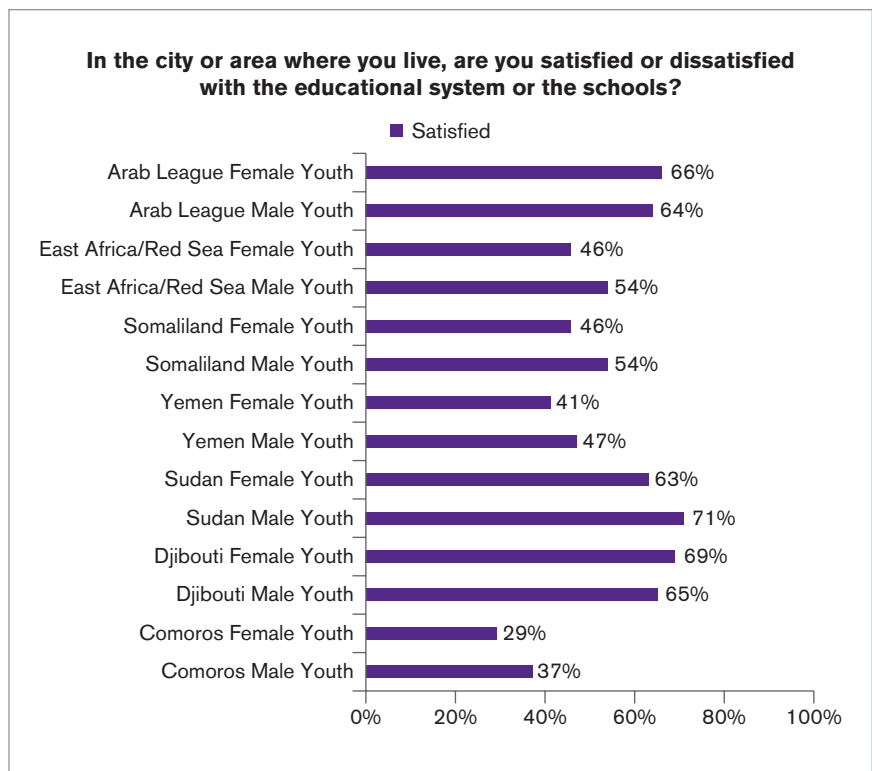
Somaliland’s government supports primary education for all children, but total primary enrollment overall remains extremely low and highly inequitable (36% are girls and 64% are boys). UNICEF estimates that 60% of girls drop out before they complete primary school and achieve sustainable literacy.

The government acknowledges that despite progress — for example, there are 450 primary schools today compared with 163 a decade ago — access, equity, and quality of education remain key challenges. Looking at the percentage of Somalilanders who say they have completed secondary education by gender and age, the gender gap appears to show signs of narrowing. Forty percent of young Somaliland men say they have completed secondary education, compared with 30% of young Somaliland women. The gap between male and female adults is 43% versus 21%.

Half of young Somalilanders (50%) say they are satisfied with the educational system or schools in their communities, and while their satisfaction is lower than the median for Arab League youth (65%), it is not the lowest score of the East Africa/Red Sea populations surveyed. One-third of young Comorans (33%) say they are satisfied with their local schools.

The gender gap appears to be narrowing in regard to satisfaction with education as well. While a slim majority of young Somaliland men (54%) say they are satisfied, 46% of young Somaliland women express this sentiment. Among adults, 64% of men say they are satisfied compared with 51% of women.

At the same time, roughly three in four young Somalilanders (76%) say those responsible for the progress of their society maximize the potential of youth, which is the highest percentage to say so among the East Africa/Red Sea youth populations surveyed. Similarly, 76% of young Somalilanders say youth are doing enough to help themselves.





Sudan

At a glance

Sudan remains fractious and impoverished. The 2005 Comprehensive Peace Agreement (CPA) between the northern and southern leadership has provided the potential for great economic growth, but the risk of further border clashes threatens it. More than 20 years of civil conflict has left the country with limited infrastructure. Wealth and political power are heavily concentrated in the north, and the lack of infrastructure linking urban and rural areas hinders national income distribution.

Per-capita GDP stands at \$2,300, and GDP for 2009 is projected to fall by 1.5% mainly because of declining oil revenue. Because the government is focused on the unstable political situation, progress with social reforms is limited.

Youth's positive perceptions of the government's relationship with the private sector enable Sudan to achieve a relatively

Indicators	Youth
Employed	34%
Education (completed secondary)	33%
Percentage Married	28%

Silatech Index Scores	Sudan	East Africa/ Red Sea Median	Arab League Median
Mindset	71	63	66
Access	48	43	40
Policy	73	60	63

high score on the Policy Index. The country's scores on the Mindset and Access indexes are in line with the Arab League medians.

Sudan – Hope Analysis

Gallup polled in Sudan (except in Darfur) in March 2009 and found roughly one-third of Sudanese youth (34%) said it was a good time to find a job in their communities, and a similar percentage (31%) said they were satisfied with efforts to increase the number of quality jobs in their country.

Gallup asked young Sudanese to identify what they see as the primary obstacle to getting a job or a better one: 37% mention a lack of good jobs and another 25% say jobs are only given to people who have connections.

Ninety percent of young Sudanese surveyed think regular job training increases people's chances of getting a job or a better job. When asked to name the primary obstacle that prevents Sudanese from getting job training, youth most often mention that they cannot afford it (43%).

Three in four young Sudanese (74%) say their communities are good places for entrepreneurs forming new businesses. Seventy-five percent of Sudanese youth agree that entrepreneurs help create jobs, which compares favorably with

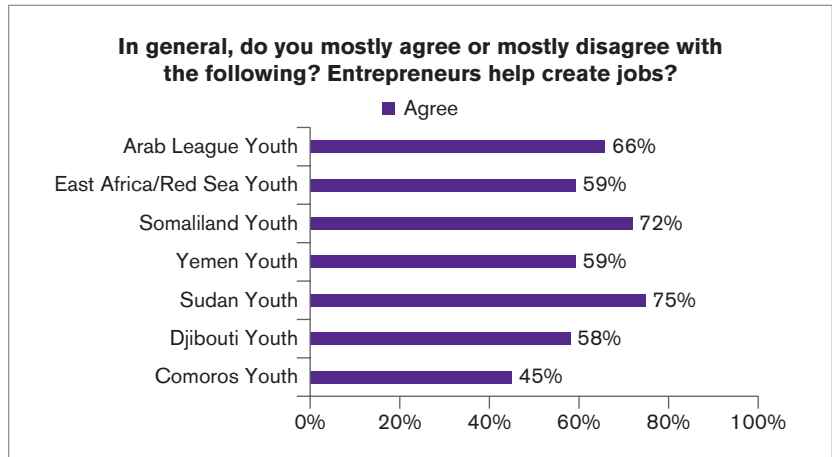
Sudan – Hope Analysis *(continued)*

what youth in Yemen (59%), Djibouti (58%), and Comoros (45%) say on this measure.

Sudanese youth are relatively optimistic about access to capital: 42% say it is easy to obtain a loan to start a business, which is higher than percentages in Yemen (23%) and Comoros (10%) but on par with those in Djibouti (42%) and Somaliland (40%). Roughly half of young Sudanese (48%) say their government makes paperwork and permits easy enough for anyone who wants to start a business. Three in four young Sudanese (75%) say potential business owners can trust their business assets and property to be safe at all times and that they can trust the government would allow their businesses to make a lot of money (73%). Finally, 89% of youth feel confident that future business owners can easily find hardworking and qualified employees when they need them, which is the highest percentage observed in the East Africa/Red Sea region.

Surprisingly, considering Sudan’s tumultuous conditions, 70% of Sudanese youth say they are satisfied with their standard of living and 67% say it is getting better. Further, 40% of youth in Sudan rate their country’s current economic conditions as excellent or good.

When asked to rate their lives using a Cantril Self-Anchoring Striving Scale with steps from 0 to 10 (where 0 indicates the worst possible life and 10 indicates the best possible life) only 11% of youth rate their current lives on the top tier of the ladder (steps 7 through 10). However, when asked where they think they will stand in five years, 60% of youth chose the top tier of the ladder scale.

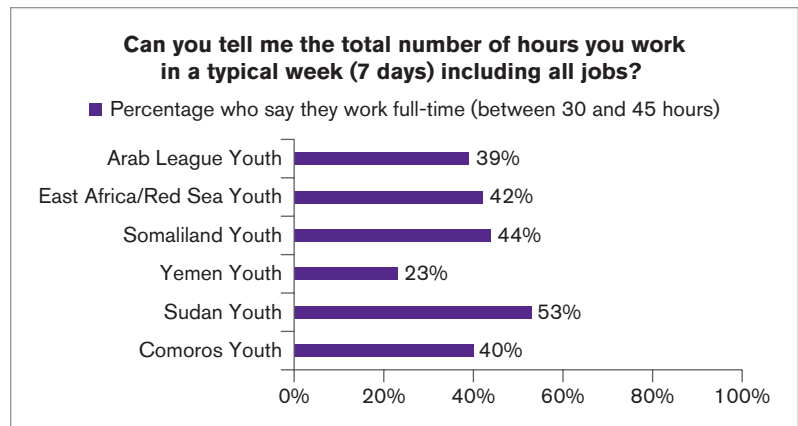


Sudan – Role and Value of Work Analysis

Young Sudanese opinions toward the value of work are generally comparable to those of other youth populations in the East Africa/Red Sea region. One in four Sudanese youth (25%) say having a quality job is something essential to their lives, which is similar to what youth in Djibouti (25%) and Yemen (22%) say. If offered an attractive job today, 70% of Sudanese youth say they would be willing to relocate to another area within Sudan. Ninety-two percent of all Sudanese youth say people in their country can get ahead by working hard.

Thirty-four percent of young Sudanese work full or part time for an employer or are self-

employed. Of respondents who work, young Sudanese (53%) are among the most likely young respondents in the East Africa/Red Sea region to report working between 30 and 45 hours per week.



Sudan – Youth as Assets Analysis

Gallup polled respondents on the youth experience in their country and found generally positive attitudes. Among young respondents, 81% say children in their country are treated with dignity and respect. Roughly two-thirds of Sudanese youth (65%) say children have the opportunity to learn and grow every day, and 55% of Sudanese youth agree with the statement that those responsible for the progress of their society maximize the potential of youth. Sudanese youth are also positive about their contributions to their country,

“Roughly half of young Sudanese (46%) who are not already business owners say they are planning to start their own business in the next 12 months.”

as 83% of them agree that youth are doing enough to help themselves.

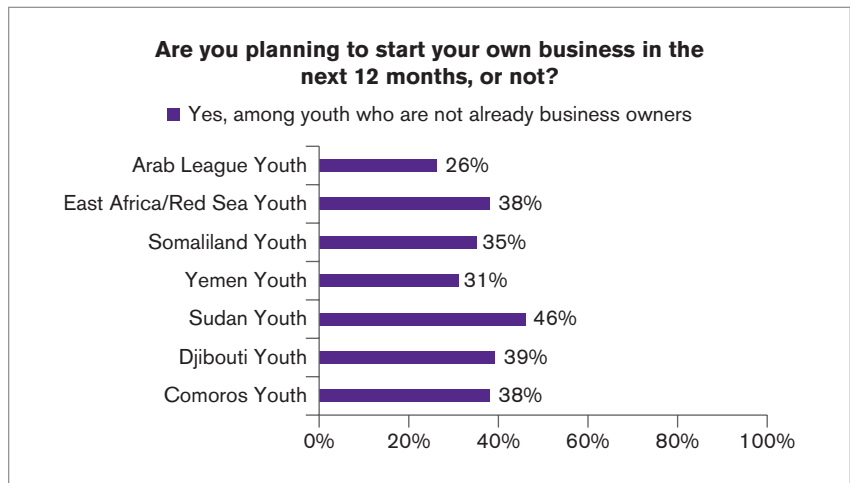
Sudan – Youth as Assets Analysis *(continued)*

Gallup also asked respondents to assess the contribution of young people and the West to the future of their country. Most young Sudanese agree that young men (96%) and young women (94%) can help Sudan make substantial progress over the next 10 years. At the same time, 48% of young Sudanese say the West can help the progress of their country in the next decade.

Overall, Sudanese youth are hopeful about their country’s economic and entrepreneurial future, and they believe they can reap the benefits of hard work. Seventy-four percent of young Sudanese say they are satisfied with their freedom to choose what they do with their lives. And many young respondents may soon use this freedom to act on their interest in entrepreneurship: Roughly half of young

Sudanese (46%) who are not already business owners say they are planning to start their own business in the next 12 months.

As the Sudanese economy stabilizes and begins to grow, the country can count among its many resources a capable and eager youth labor force.





Syria

At a glance

Since 2004, Syria has taken important measures to spur economic growth. The country has opened private banks, cut lending rates, and launched the long-delayed opening of the Damascus Stock Exchange in March 2009. In light of these reforms and because of increasing private investment in the country, real GDP grew 5.5% per year between 2003 and 2007. However, Syria's GDP per capita is still lower than all other countries in the Levant and Egypt region at \$4,800 (2008 estimate), except for the Palestinian Territories. Syria's major source of national income, oil, presents a challenge as national reserves are being depleted.

Furthermore, unemployment, inflation, and budget deficits put significant strains on the economy. Another significant event affecting the Syrian economy is the Iraq war, which has led to a massive influx of refugees into Syria, putting stress on the health and educational infrastructures of the country.

Syria – Hope Analysis

Gallup polled Syrian respondents between mid-February and mid-March 2009. At the time of the survey, 38% of Syrian youth said it was a good time to find a job. Compared with other youth populations in the Levant and Egypt region, Syrians were more likely than Palestinian (9%), Lebanese (15%), and Egyptian (17%) youth to say it was a good time to find a job. Along with young Jordanians (48%), young Syrians (47%) are among the most likely in the region to express satisfaction with efforts to increase the number of quality jobs.

At the same time, roughly one-third (34%) of Syrian youth say they are likely to move from where they live in the next 12 months, which is higher than percentages among youth

Indicators	Youth
Employed	38%
Education (completed secondary)	37%
Percentage Married	19%

Silatech Index Scores	Syria	Levant and Egypt Median	Arab League Median
Mindset	68	61	66
Access	41	30	40
Policy	64	60	63

Syria's scores on the indexes of Mindset, Policy, and Access are on par with the Arab League median scores. Syria scores lowest on the Access Index (41) while its scores on Mindset and Policy are higher, 68 and 64, respectively.

in all other countries in the Levant and Egypt region. In comparison, half as many Egyptian (17%) youth say they are likely to move in the next year.

Youth were asked in an open-ended question to identify the primary obstacle that people face in getting a job or a better job. Young Syrians were most likely to mention lack of quality jobs (34%) and that jobs are only given to people with connections (31%). When asked about how their government can decrease the period of *waithood* — the time between graduation from school and gainful employment and marriage — 78% of young Syrians say the issue of “quality jobs” would have the greatest impact on shortening this period. In addition, 15% of young Syrians say affordable and available housing would

Syria – Hope Analysis *(continued)*

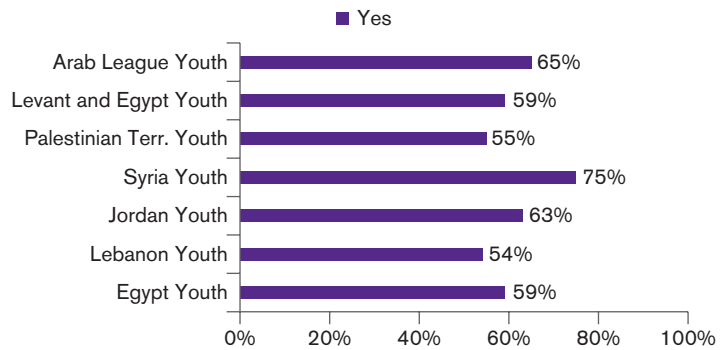
make the most difference, and only 5% say the cost of marriage would have the greatest impact.

A majority of young Syrians (80%) say regular job training increases one's job prospects in the country. When asked what the primary obstacle people in the country face in receiving training, Syrian youth are most likely to say they cannot afford it (49%). Young Syrians would likely approve of efforts to institute inexpensive occupational training.

A majority of Syrian youth (72%) say they mostly agree that entrepreneurs help create jobs. This is higher than the proportion of youth who say the same in the Palestinian Territories (56%), but it is on par with perceptions among youth in Lebanon (68%) and Egypt (65%). Youth's perceptions of the business climate for entrepreneurs in Syria are positive, although not on the same level as those in Lebanon. Fifty-nine percent of Syrian youth say their communities are good places for people forming new businesses. In light of the strong majority of young Syrians who say entrepreneurs help to create jobs, efforts should be strengthened to foster a positive business environment for budding entrepreneurs.

Social trust is another important aspect of successful business creation and development. Three-quarters of Syrian youth tell Gallup that there is someone (outside of their family) they trust enough to be a business partner. In comparison, 59% of young Egyptians and 55% of young Palestinians say the same.

Other than your family members, is there someone you trust enough to make your partner in starting a business?



Furthermore, a majority of Syrian youth (63%) say they trust the government will allow entrepreneurs to make a lot of money, which compares favorably with all other countries in the Levant and Egypt region. Thirty-six percent of young Palestinians and 31% of Lebanese youth say the same. Young Syrians' relatively high confidence on this question, as well as their likelihood to have someone they can trust (other than a relative) to start a business with, suggests that certain aspects of entrepreneurship are quite strong in Syria. The country should capitalize on this attitudinal foundation to foster a positive climate for entrepreneurship.

Among Syrian youth, 62% say corruption in business is widespread. However, this percentage is not as high as it is among Lebanese youth (89%) or Palestinian youth (74%). Further, young Syrians' perceptions of the prevalence of corruption in government (47%) are also much lower than percentages among other youth populations in the region.

Syria – Role and Value of Work Analysis

Syrian youth are somewhat less likely than youth in other countries in the region to say they would be willing to relocate within Syria if they were offered an attractive job. Forty-three percent of youth in Syria say they would be willing to move, compared with 62% of young Egyptians, 58% of young Lebanese, and 56% of young Jordanians who say the same.

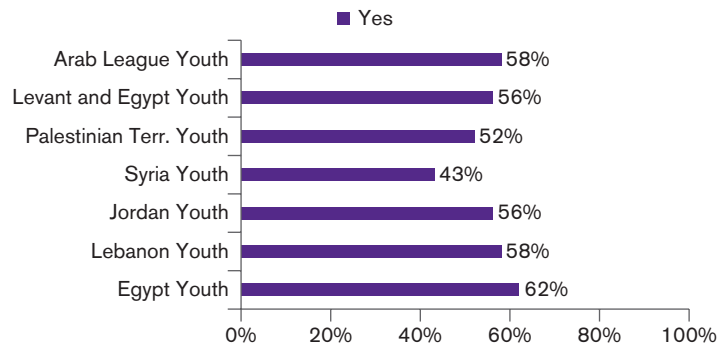
At the time of the survey, 38% of young Syrians said they worked full or part time for an employer or were self-employed. Thirty percent of young Syrians say they have ever refused a job offer, which is higher than what youth in Jordan (16%) and the Palestinian Territories (18%) report.

A crucial aspect of solidifying a sense of value in work is ensuring that people believe working hard can be an avenue for personal advancement. When asked if people in their country can get ahead by working hard, 88% of Syrian youth say they can. In comparison to other youth populations surveyed in the

“When asked if people in their country can get ahead by working hard, 88% of Syrian youth say they can.”

Levant and Egypt region, Syrians are more likely than youth in the Palestinian Territories (59%) and Lebanon (63%) to say people can get ahead through hard work. This reflects a positive national perception in Syria on what role hard work plays in improving one’s professional life.

In general, if you were offered an attractive job today, would you be willing to relocate to another area within this country?



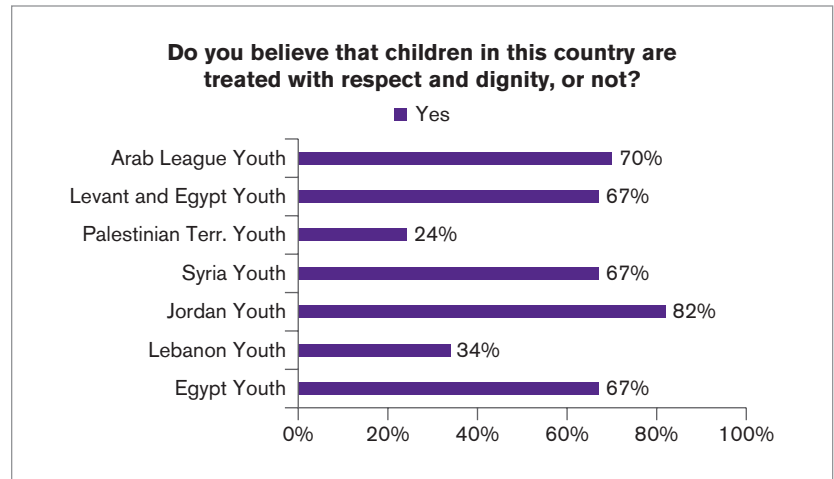
Syria – Youth as Assets Analysis

Roughly 7 in 10 (71%) Syrian youth say those responsible for their society’s progress maximize the potential of youth in the country, which is well above what Lebanese (29%) and Palestinian (54%) youth say on this measure. Also, strong majorities of Syrian youth say that young men (97%) and young women (87%) can substantially contribute to progress in their country in the next 10 years, suggesting that youth believe their potential has yet to be tapped.

Young Syrians (67%) are more likely than Palestinian (24%) and Lebanese (34%) youth to say children are treated with dignity and respect.

At the time of the survey, one in four young Syrians (24%) who were not already business

owners said they planned to start their own business in the next 12 months, which is well above the percentage of young Palestinians (10%) who said the same. Providing incentives that allow this budding entrepreneurial segment of Syria’s youth population to cement its business aspirations can help create jobs for the general population and increase youth’s confidence in the contributions they are making to society.





Tunisia

At a glance

In Tunisia, a focus on economic and social development has led to steady growth, a stable economy, and relatively low poverty rates. Per-capita GDP stands at \$8,000 (2008 estimate), placing the country slightly toward the middle of Arab League nations. Tunisia's economy is diverse, with mining, agriculture, manufacturing, and tourism all contributing significantly to the national GDP. While the government has worked to liberalize the economy by increasing privatization and simplifying the tax structure, it still retains control over certain economic sectors, such as finance, aviation, and utilities.

Tunisia's real GDP growth rate has averaged about 5% over the past decade, but growth is expected to drop in 2009 because of economic contraction and decreased import demand in Europe. Rising oil prices in 2008 also took a toll on Tunisia's economy, as it is a net importer of hydrocarbon products.

For many years, the country has invested heavily in education and the advancement of women, the results of which have been high literacy and school attendance rates and low population growth rates.

Tunisia – Hope Analysis

In assessing the climate and outlook for youth in the Maghreb region, Tunisia stands apart from Algeria, Morocco, and Mauritania on a number of fronts. Gallup polled in Tunisia in February and March 2009. For the most part, Tunisian youth are more likely to express confidence in their financial institutions than are other young respondents in the Maghreb region. Three-quarters of youth in Tunisia say they are confident in the financial institutions and banks in their country, which compares favorably with 57% of Algerian youth, 54% of Moroccan youth, and 49% of Mauritanian youth.

Indicators	Youth
Employed	32%
Education (completed secondary)	25%
Percentage Married	6%

Silatech Index Scores	Tunisia	Maghreb Median	Arab League Median
Mindset	74	62	66
Access	53	35	40
Policy	78	60	63

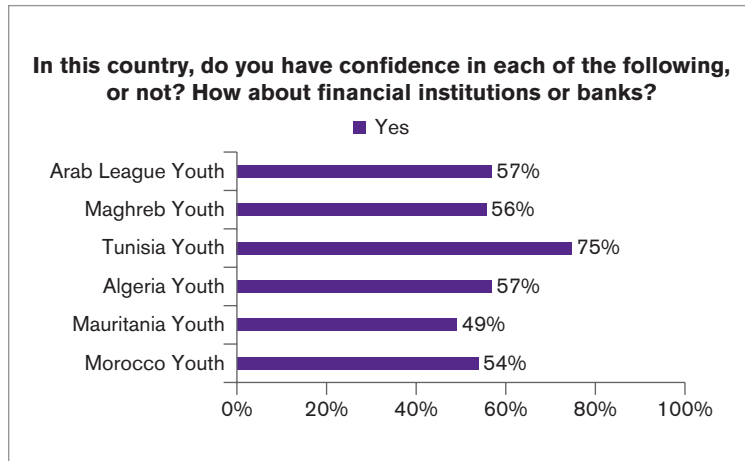
Recent protests that have erupted over unemployment and rising food prices have made it more pressing for Tunisia to continue its pursuit of policies aimed at reducing unemployment and raising living standards.

Tunisia scores above the other Arab League median surveyed on each of the three indexes. Tunisia's Policy and Access scores of 78 and 53, respectively, are well above the median scores for the Arab League on these two indexes.

In addition to their relatively high level of confidence in the financial system, perceptions of corruption are less widespread among Tunisian youth than other young people in the Maghreb. Fifty-nine percent of young people in Tunisia say corruption within businesses in their country is widespread, compared with 87% of youth in Algeria and 85% in Morocco who say the same.

Even more striking is the relatively low perception among Tunisian youth that corruption in the government is widespread, compared with perceptions of youth elsewhere

Tunisia – Hope Analysis (continued)



in the region. In Tunisia, slightly more than one-third of young people (36%) say corruption is widespread in the government, compared with 96% in Morocco, 79% in Algeria, and 68% in Mauritania. At the same time, 83% of Tunisian youth say knowing people in high positions is critical to getting a job, which is a much higher percentage than in any other Maghreb country surveyed (Algeria: 68%; Morocco: 61%; Mauritania: 59%). Such findings, juxtaposed with the lower perception of overall corruption, suggest that Tunisian youth may not view using connections negatively and see the practice as culturally acceptable.

Youth in Tunisia also differ from their regional counterparts in terms of their views toward the ease and profitability of starting a business in their country. Forty percent of young Tunisians say that it is easy for anyone to obtain a loan to start a business in their country, which compares favorably with what youth in other Maghreb countries report (27% in Mauritania, 25% in Algeria, and 25% in Morocco). Additionally, 46% of youth in Tunisia say the government makes paperwork and permits easy enough for anyone who wants to start a business. Again, this compares favorably with

what other young respondents in the region report (27% in Mauritania, 25% in Morocco, and 23% in Algeria). Tunisian youth (80%) are also more likely than Algerian (39%) and Mauritanian (59%) youth to say that if someone wants to start a business in their country, they can trust the government would allow that business to make a lot of money. Additionally, 78% of Tunisian youth agree that entrepreneurs help create jobs.

As Tunisia fares better on a number of measures, compared with other countries in the Maghreb region, it is important to note that Tunisian youth's views concerning current economic and job market conditions are similarly negative to youth elsewhere in the region. Less than one-quarter (21%) of youth in Tunisia say current economic conditions in their country are excellent or good, which is on par with the 20% of youth in Morocco, 19% in Mauritania, and 17% in Algeria who say the same.

At the time of the poll, 38% of youth in Tunisia said it was a good time to find a job in the city or area where they live, similar to the 30% of youth in Algeria and 29% of youth in Mauritania who share this view. However, 50% of young people in Tunisia are satisfied with efforts in the country to increase the number of quality jobs, comparing favorably to the 30% of Algerian youth and 21% of Mauritanian youth who say the same.

But when asked in an open-ended question to identify the primary obstacle in their country to getting a job or a better job, 58% say it is a lack of good jobs available. Additionally, when asked if the Tunisian government could, in any way, shorten the wait period — the time when young people end their schooling and find quality jobs and can get married

Tunisia – Hope Analysis (continued)

— for young people, 81% of youth say that addressing the issue of quality jobs would have the greatest impact. Tackling the issue of the length of the wait period would be of particular importance to Tunisian youth, as 59% say that

starting a family is essential and something they cannot live without. This is uniquely high for youth in the Maghreb region, as 40% of youth in Algeria, 34% in Mauritania, and 32% in Morocco say starting a family is essential.

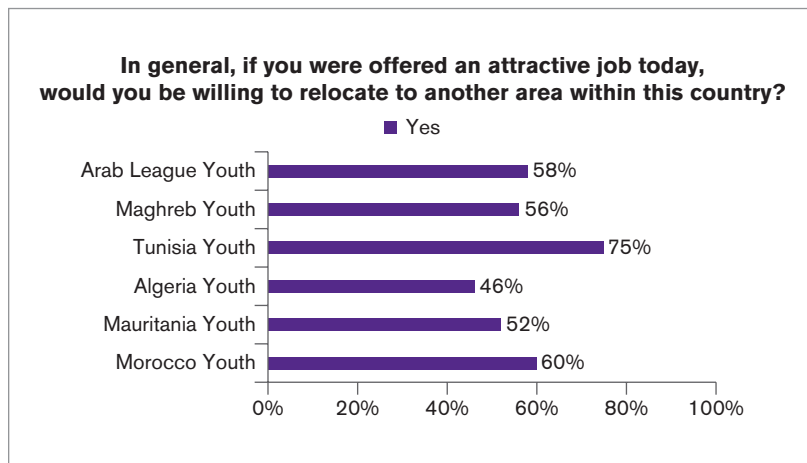
Tunisia – Role and Value of Work Analysis

Tunisian youth place a high value on a good, quality job. Slightly more than half (54%) of young Tunisians say that having a good, quality job is essential and is something they cannot live without. In addition, 75% of young Tunisians say that if offered an attractive job, they would be willing to relocate to another area within their country. This represents a distinct generational difference in viewpoint on this measure. In comparison, less than half (43%) of Tunisian adults, those aged 30 and older, say they would be willing to relocate for an attractive job. The willingness of youth to relocate in comparison to adults could be partially attributable to the higher level of unemployment among youth.

“Seventy-five percent of young Tunisians say that if offered an attractive job, they would be willing to relocate to another area within their country.”

Further, almost 9 in 10 (89%) youth in Tunisia say that people in their country can get ahead by working hard. Additionally, when asked if they have ever refused a job, 83% of youth say they have not and 15% say they have. Taken together, these findings suggest that young people in Tunisia have a strong willingness to work and openness to go where jobs are available.

Tunisian youth are more likely to choose a government job (46%) over other sectors of employment, assuming that pay and work conditions were similar. Still, 35% of youth say they would prefer self-employment, and just 15% say they would prefer a job in the private sector. Among youth who say that over the past seven days they have not worked for an employer, only 6% say they are self-employed.

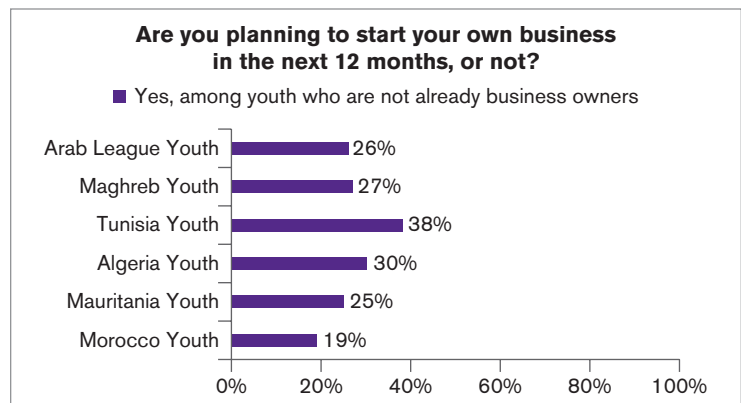


Tunisia – Youth as Assets Analysis

Many Tunisian youth express an eagerness to become entrepreneurs and, considering their relatively positive perceptions toward the bureaucracy involved, it is not surprising that the number of youth who plan to start a business is high compared with percentages in Mauritania and Morocco. In Tunisia, 38% of young people who do not already own a business say they are planning to start one in the next 12 months, compared with 25% of Mauritanian youth and 19% of Moroccan youth who say the same.

Along with their relative enthusiasm and interest in regard to entrepreneurship, Tunisian youth feel that young people are crucial to the future success of their country. Ninety-seven percent of Tunisian youth say that young men can help the country make substantial progress in the next 10 years and 94% say the same about young women. Tunisian youth also perceive that their country is setting children up for success. More than 9 in 10 youth say that children in Tunisia

have the opportunity to learn and grow every day, which compares favorably with the percentage of youth in Algeria (63%), Morocco (61%), and Mauritania (54%) who share this view. Youth in Tunisia also view their educational system more positively than many young people in the Maghreb region. Sixty-nine percent of Tunisian youth say they are satisfied with the educational system in the city or area where they live, which is much higher than the 44% of young people in Mauritania and 40% in Morocco who express satisfaction.





United Arab Emirates (UAE)

At a glance

The economic boom the United Arab Emirates experienced in recent years has rapidly increased the expatriate population. Currently, UAE nationals represent less than 20% of the country's population, with the rest consisting of expatriate workers, predominantly from India and Pakistan. Though the country's booming growth is largely attributable to record oil production, the UAE's non-oil sector has also expanded rapidly, thanks to the rapid development of Dubai as a regional and global center for tourism, trade, and financial services. The UAE's per-capita GDP is among the Arab League's highest, at almost \$40,000 (2008 estimate). However, there has recently been internal debate over the effects of expatriate growth on the native Emirati population; 2008 figures put the expatriate unemployment rate at 2.6% versus 12.7% among UAE nationals.

Indicators	Youth
Employed	37%
Education (completed secondary)	60%
Percentage Married	28%

Silatech Index Scores	UAE	GCC and Iraq Median	Arab League Median
Mindset	78	75	66
Access	50	48	40
Policy	81	73	63

The country's strongest showing is on the Policy Index, with a score of 81, which is well above the Arab League median of 63. The UAE also does relatively well on the Mindset Index, with a score of 78.

UAE – Hope Analysis

When Gallup polled Emirati youth in March 2009, it set out to understand the role of hope in their efforts to get a good, quality job. Gallup also wanted to explore the obstacles that people throughout the country face with regard to receiving job training. The most common response that Emirati youth gave to an open-ended question that asked them to name the primary obstacle to receiving job training was that they cannot afford it (33%). Another 17% of youth in the UAE say that a lack of necessary experience or qualifications is the primary obstacle to receiving job training, while 13% say the primary obstacle is time constraints related to family responsibilities.

Because the primary response of youth as to why they cannot take advantage of job training is affordability, policy-makers should focus on offering free or subsidized job training in all fields of industry. Such a program could be implemented within the educational curriculum, preferably secondary school, in a manner that permits students to

receive academic credit for completing certain pre-approved job training programs. Such programs can offer students a real-life example of what it would be like to work in a given profession, empowering them to make more realistic and tenable academic and career choices.

When asked in an open-ended question about the primary obstacle for a young Emirati in getting a job or a better job, the most common response, at 33%, is simply a lack of the availability of good jobs. The second most common response (13%) is that jobs are only given to those who have connections, while 9% identify the primary obstacle as a lack of proper training.

Furthermore, only 31% of Emirati youth said at the time of the survey that it was a good time to find a job in the UAE, which is among the lowest percentages in the region. Yet, a majority of Emirati youth (69%) express satisfaction with

UAE – Hope Analysis *(continued)*

efforts to increase the number of quality jobs in their country, among the highest rates for youth in the region. An interesting gender distinction becomes apparent when Gallup asks youth whether knowing people in high positions is critical to getting a job in their country. Fifty-seven percent of young Emirati men agree that such connections are necessary and 34% of them disagree. However, the vast majority of young Emirati women (78%) say such contacts are critical to successfully pursuing a job.

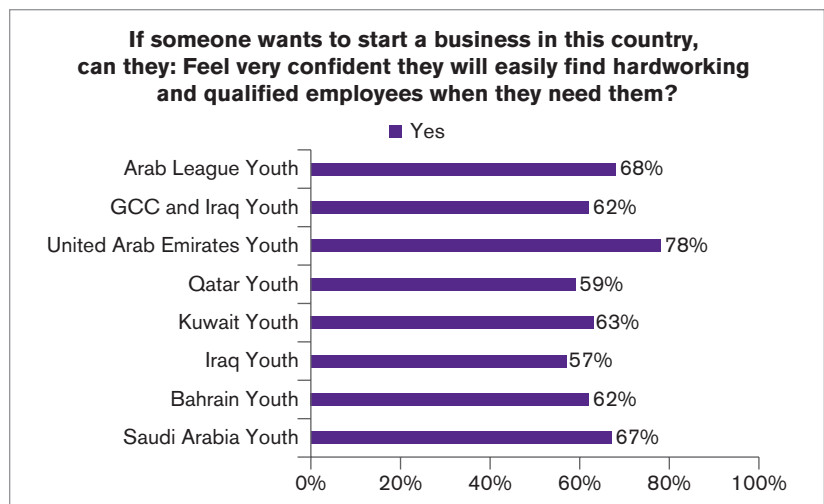
In addition to developing policies that promote meritocracy and are aimed at inhibiting nepotism, the poll findings suggest that policy-makers should pay particular attention to young Emirati women’s attitudes on this issue. Programs fostering the ability of young women to develop professional contacts before entering the workplace might help them more successfully navigate the job market. Women’s business associations could be formed to serve as hubs for young Emirati women to get access to the advice and experiences of accomplished female professionals. Such associations could also offer seminars targeted at informing young Emirati women on topics such as professional networking and career counseling.

With regard to business startup financing, 45% of Emirati youth say it is easy to obtain a loan in their country. When asked whether the government makes paperwork and permits easy enough for anyone who wants

to start a business, 62% of young Emirati men say that it is easy enough while only 43% of young Emirati women say the same. Eighty-one percent of Emirati youth say that those who wish to start a business in their country can trust their assets and property to be safe at all times. In the GCC and Iraq region, Emirati youth (76%) are the most likely young respondents to say that if someone wants to start a business, they can trust that the government will allow their business to make a lot of money.

Young Emiratis (78%) are also the most likely young respondents in the GCC and Iraq region to say that if someone wants to start a business in their country, they can feel confident that they will easily find hardworking and qualified employees when they need them.

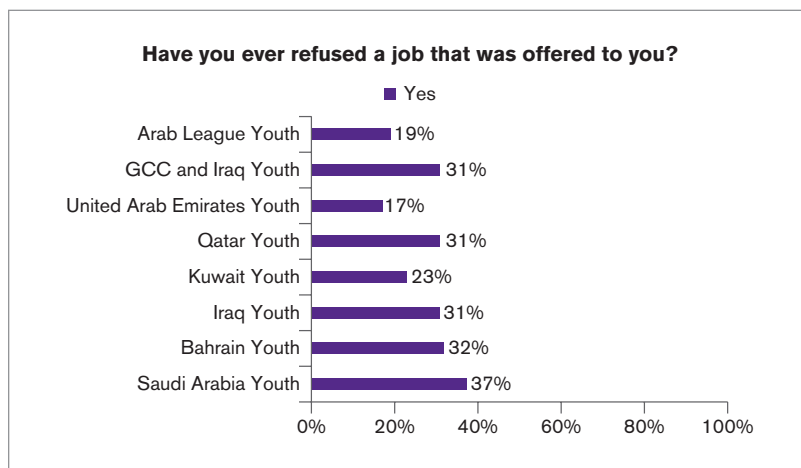
Forty-six percent of Emirati youth rate national economic conditions as good or excellent, while 73% of Qatari youth and 65% of Bahraini youth say the same about economic conditions in their respective countries. And when asked about the national economic outlook, only 34% of Emirati youth say economic conditions in their country are getting better.



UAE – Role and Value of Work Analysis

When Gallup asked youth to rank the importance of having a good, quality job, 54% of young Emiratis say that it is essential to their lives and something they cannot live without. Regarding the type of work Emirati youth prefer to have, the poll findings show a clear preference for public-

sector employment. Sixty-six percent of Emirati youth say they would prefer to work for the government, given the choice of similar pay and work conditions, while only 8% would choose a job in the private sector and 10% would prefer to be self-employed.



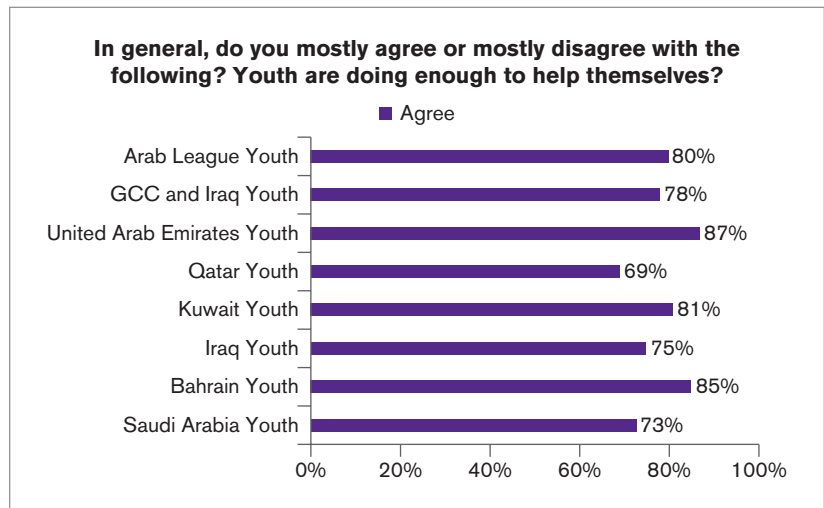
In the GCC and Iraq region, Emirati youth (17%) are among the least likely of young respondents to say they have ever refused a job offer. Among young Emirati who work, 43% report typically working between 30 and 45 hours per week. Also, a strong majority of young Emiratis (93%) say people in their country can get ahead by working hard, which is similar to what young Qataris (96%) and Saudis (94%) say on this measure.

UAE – Youth as Assets Analysis

Most Emirati youth (95%) report that children in their country are treated with respect and dignity, which is similar to what other young respondents in the region say. Similarly, a strong majority of Emirati youth (89%) say those responsible for the progress of their society maximize the potential of youth in their country, which is similar to what youth in Qatar (91%) say about their own country. Furthermore, a strong majority of young Emirati (87%) say youth are doing enough to help themselves.

Forty-seven percent of Emirati youth also say the West can help their country make

substantial progress in the next 10 years, which is on par with the Arab League median (49%). In contrast, 68% of young Qataris share that opinion.





Yemen

At a glance

A once divided country with a rapidly growing population, Yemen has enjoyed moderate political cohesion for nearly two decades. However, deteriorating security conditions and public dissatisfaction with low living standards could threaten stability. Outside of Sanaa, the country's historic capital, state structures are less prevalent. Further, the global economic slowdown — and its resulting decline in oil prices — is causing Yemen's public revenue to shrink. The country's oil reserves are dwindling — oil output has dropped by more than 60% from its 2003 peak. Per-capita GDP — at \$2,400 in 2008 — makes Yemen one of the Arab League's poorest members. Government efforts to increase the number of jobs are undercut by the high rate of annual population growth, 3.2%, one of the highest in the world. The government hopes to attract foreign investors by modernizing their investment framework and developing the availability of microfinance. But education remains a hurdle: Only 19% of young Yemenis

Indicators	Youth
Employed	30%
Education (completed secondary)	19%
Percentage Married	42%

Silatech Index Scores	Yemen	East Africa/ Red Sea Median	Arab League Median
Mindset	53	63	66
Access	33	43	40
Policy	52	60	63

told Gallup they have completed secondary education, and illiteracy is reported to be 45%.

Yemen's scores on the Mindset and Policy Indexes are lower than the Arab League median scores; the country's Access Index score is more in line with the median.

Yemen – Hope Analysis

Gallup polled in Yemen in February and March 2009 to gauge youth's perceptions of the job market, obstacles to labor entry, and the business climate and found Yemeni attitudes generally negative. Just 16% of Yemeni youth said at the time of the survey that it was good time to find a job in their communities. This is significantly lower than the Arab League median (34%) and is the lowest in the East Africa/ Red Sea region.

Gallup asked Yemeni youth what they see as the primary obstacle for a youth to getting a job or a better job: Respondents

most frequently mention a lack of good jobs (33%). Perhaps not surprisingly, only 33% of youth say they are satisfied with efforts to increase the number of quality jobs in Yemen.

More than 8 in 10 young Yemenis (84%) say that regular job training increases people's chances of getting a job. Gallup asked young respondents what they feel is the primary obstacle for people to receive job training in their country. The most frequent response is affordability (39%) as many Yemeni live on less than \$2 per day. Another 18% of young Yemenis say that no training is offered that is close enough to

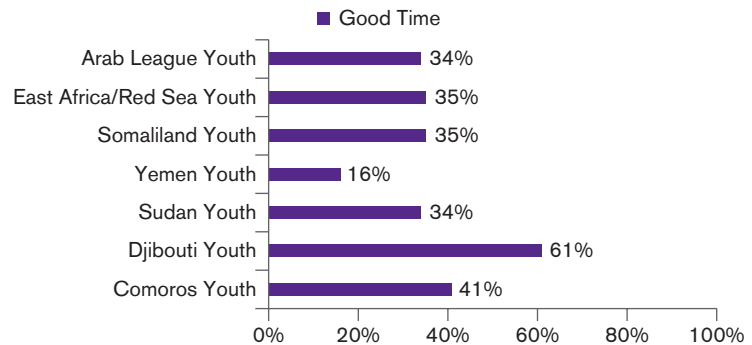
Yemen – Hope Analysis (continued)

where people live. The Yemeni population is scattered over thousands of urban and rural settlements and, as a result, few rural Yemeni youth can likely access urban centers for training.

A majority of Yemeni youth (80%) say that knowing people in high positions is critical to getting a job in their country. This is significantly higher than what youth in Djibouti (60%) and Somaliland (62%) say on this issue. Further, 19% of young Yemenis say that the primary obstacle for youth in getting a job or a better job is that jobs are given only to people who have connections.

Considering the poor perceptions toward the national job climate, youth emigration is a concern. When asked if they were likely or unlikely to move away in the next 12 months, 29% of young Yemenis say they are likely to move. This is statistically comparable to 38% of youth in Sudan, 41% in Djibouti, and 42% in Comoros. With respect to attitudes toward the climate for entrepreneurs, Yemeni youth (48%) are the least likely in the East Africa/Red Sea region to say their communities are good places for future business owners. Additionally, 59% of Yemeni youth agree that entrepreneurs help create jobs, but 65% of respondents also agree that entrepreneurs think only about their wallets.

Thinking about the job situation in the city or area where you live today, would you say that it is now a good time or a bad time to find a job?



A mere 23% of respondents say it is easy to obtain a loan to start a business in Yemen, and only 31% feel the government makes paperwork and permits easy enough for anyone who wants to start a business. Roughly half of Yemeni youth (49%) say people who want to start a business in Yemen can trust their assets and property to be safe at all times.

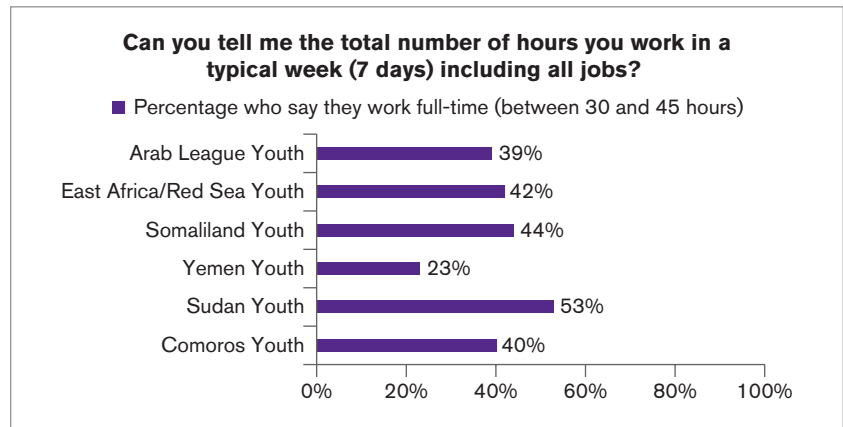
Yemeni dissatisfaction does not end with the economic or entrepreneurial climate. Less than half of Yemeni youth (47%) have confidence in their judicial system and courts, and 48% of youth have confidence in their financial institutions or banks. Further, 74% of youth say corruption is widespread throughout the government and 48% say the same of corruption in businesses.

Yemen – Role and Value of Work Analysis

A strong majority of young people in Yemen (82%) say people can get ahead in their country by working hard. And, if offered an attractive job today, 58% of youth say they would relocate to another area in the country. Young men (73%) are also far more likely than young women (43%) to express willingness to relocate for a good job in Yemen. Among Yemeni youth who say they are employed, 15% say they worked for someone from whom they received pay (either in money or goods) in the past seven days.

Among those who worked in the last seven days, about one in four Yemeni youth (23%) report typically working between 30 and 45

hours per week, which is the lowest proportion in the East Africa/Red Sea region and well below the Arab League median of 39%.



Yemen – Youth as Assets Analysis

Attitudes toward the ability of youth in Yemen to fully use their potential are generally poor. Less than half of young Yemenis (47%) say children in their country are treated with dignity and respect, well below what youth in Sudan (81%) and Djibouti (79%) say. Furthermore, just 38% of Yemeni youth say children have the opportunity to learn and grow every day in their country, which again, is one of the lowest percentages in the East Africa/Red Sea region. Eighty-two percent of young Yemenis agree that youth are doing enough to help themselves. Yet, only 46% of Yemenis agree that those responsible for the progress of their society maximize the potential of youth.

“Less than half of young Yemenis (47%) say children in their country are treated with dignity and respect.”

Gallup asked respondents to assess the role of young men and women in helping their country make substantial progress in the next 10 years. Strong majorities of young Yemenis say that young men (93%) and young women (80%) can help their country make substantial progress in the next decade.

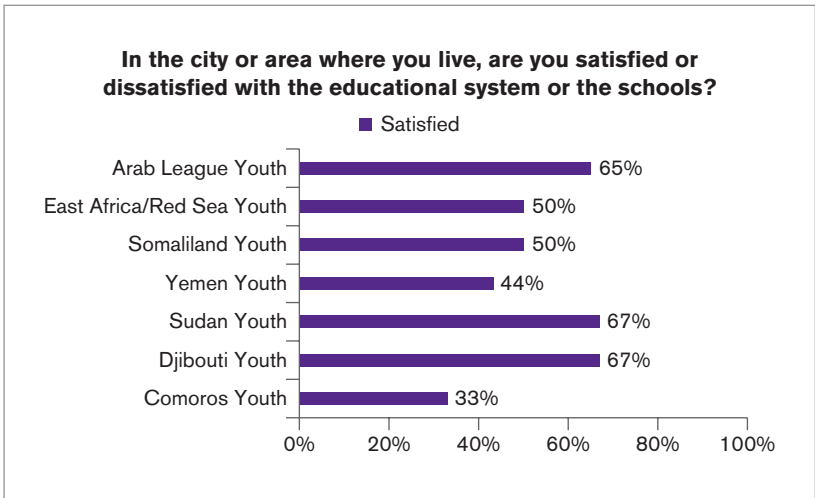
For youth to be able to make a difference, they must first have the right skills and training to enable them to make

Yemen – Youth as Assets Analysis (continued)

positive contributions to their country. Forty-four percent of young Yemenis say they are satisfied with the educational system or the schools in their communities, which is well below what youth in Sudan (67%) and Djibouti (67%) say on this measure.

Overall, Yemeni youth lack substantial hope in their employment and entrepreneurial opportunities. These conditions could continue to drive youth out of the country in search of opportunity. Retaining them does not begin with job creation alone. Yemeni youth need adequate education and available job training to provide them with the skills to succeed. Creating mobile job training centers, capable of reaching populations outside of urban areas, and subsidizing training costs

could attract higher numbers of youth participants. As a substantial proportion of young Yemenis believe they can get ahead by working hard in their country, nurturing these eager youth is an important step in maximizing their potential.



Methodology

Young People...

Enterprise...

Employment...

Methodology

The Silatech Index and related survey items that explore hope, youth as assets, and the role and value of work are based on data from the Gallup World Poll. In this report, we present poll findings from 19 countries that are members of the League of Arab States and Somaliland, an autonomous region in Somalia. The Gallup World Poll is an instrument used in more than 150 countries and areas that measures respondents' attitudes on a variety of topics such as employment, health, safety, education, national institutions, and region-specific issues. Before fieldwork started for the first administration of the survey, four key steps were taken, namely questionnaire design, translation, training, and sampling.

Questionnaire Design: Many of the World Poll questions are items Gallup has used for years. Gallup relied on its worldwide network of research and political scientists to develop core World Poll questions. When developing additional questions for Silatech, Gallup relied on key stakeholder input from Silatech partners to better understand issues specific to employment and youth. For the standard World Poll questions, hundreds of items have been developed, tested, piloted, and finalized over the years. The questions with the strongest reliability and validity were retained for the core questionnaire. As timing did not allow for a pilot testing phase for the new Silatech items before the first wave of data collection, multiple new items were added for Silatech to ensure that the necessary concepts and ideas would be addressed through the questionnaire. Regarding specific question design, most items have a dichotomous ("yes or no") response set to minimize cultural differences in response styles and to facilitate cross-cultural comparisons.

Translation: The questionnaire is translated into the major languages of each country. The translation process starts with an English or French version, depending on the country. A translator who is proficient in the original and target languages translates the survey into Arabic and/or major languages of the country. A second translator reviews the language version against the original version and recommends adjustments and

modifications. Languages fielded in each country are noted in Appendix A.

Training: Traditionally, Gallup selects local partners who have experience in nationwide public opinion studies. In locations where public opinion polling is a relatively new research activity (for example, Yemen and Syria), extensive training is used to ensure local partners are adequately prepared for the polling work. Gallup conducts in-depth training sessions with local field staff prior to the start of data collection. Topics covered in training include household selection, respondent selection, correct administering of the questionnaire, and other field quality procedures. The training sessions provide examples of best practices and standards required to ensure high quality when data are collected.

The standardization procedures used in the translation and training phases are vital to ensuring the questions asked of one population are comparable to another population. For the Silatech data collection, the inclusion of additional questions was used to offset the loss of data, which is inevitable when new questions that have never been pilot-tested are included in the questionnaire.

Sampling: With few exceptions, all samples are probability-based and nationally representative of the resident population, aged 15 and older, as a standard for all Gallup World Poll studies. The coverage area is the entire country including urban and rural areas. Areas where the safety of the interviewing staff is threatened, scarcely populated islands, and areas that interviewers can reach only by foot, animal, or small boat are not included in the polling studies. For this first wave of Silatech data collection, quotas were implemented in countries where the proportions of nationals were less than 50%. The World Poll survey includes at least 1,000 surveys of individuals in each country. In countries with large expatriate populations, the sample size of nationals decreases to less than 1,000 per country. Exact national populations are noted in Appendix A.

Face-to-Face Survey Design

First Stage

Face-to-face surveys were conducted for all Silatech data collection. The first stage of sampling is the identification of PSUs (Primary Sampling Units) consisting of clusters of households. PSUs are stratified by population size and or geography and clustering is achieved through one or more stages of sampling. Where population information is available, sample selection is based on probabilities proportional to population size, otherwise simple random sampling is used.

Second Stage

Random route procedures are used to select sampled households. Unless an outright refusal occurs, wherever possible, interviewers must make at least three attempts to survey the sampled household. Attempts are made on different days, and if local custom permits, at least one attempt is made on a weekend. Up to three attempts are made to complete an interview at the initial sampled household. If an interview cannot be obtained, the household to the immediate right of the initial household is selected. If the first attempt at this household is unsuccessful, then the house immediately to the left of the initial household is selected.

Third Stage

Respondents are randomly selected within the selected households. Interviewers list all eligible household members and their ages or birthdays. The respondent is selected by means of the Kish grid. The person who answers the door is not informed of the selection criteria until after the respondent has been identified.

Data Weighting

Data weighting is used to ensure a nationally representative sample for each country and is intended to be used for calculations within a country.

First, base sampling weights are constructed to account for household size. Weighting by household size (number of residents aged 15 and older) is used to adjust for the probability of selection, as residents in large households will have a disproportionately lower probability of being selected for the sample.

Second, post-stratification weights are constructed. Population statistics are used to weight the data by gender, age, and where reliable data are available, education or socio-economic status.

Specifically for the GCC countries where there is a substantial expatriate population, weighting was calculated separately for the national population based on national targets and the expatriate population based on available targets for these groups. Only the populations of nationals are reported on for Silatech, so the weighting applied to this group allows for analysis void of the expatriate populations.

Finally, approximate study design effect and margin of error are calculated (calculations are presented in Appendix A). The design effect calculation reflects the influence of data weighting and does not incorporate the intraclass correlation coefficients.

Margin of Error: The maximum margin of error is calculated for reported proportions for each country-level data set, assuming a 95% confidence level. The margin of error also includes the approximate design effect for sample of youth nationals. Country-specific information regarding the margin of error is in Appendix A in this report.

Mindset Index

The construct of Mindset is defined by Silatech as follows: *Improve society's recognition and support for young people's contribution to economic and social capital.* Many factors can help or hinder young people on their path to employment and social inclusion. It is important to build on traditional values to improve attitudes toward various types of work, gender norms, family, and community support that accelerate young people's meaningful engagement in society and the economy.

The Mindset Index measures several factors that either help or hinder youth inclusion and productivity within society. The four overarching concepts addressed are attitudes toward work, attitudes toward self-determination, community support to accelerate growth, and community support to enhance engagement in society and the economy.

Attitudes toward work are addressed within the index through items regarding the local job market and perceptions of job training. Attitudes toward self-determination are measured through the belief that one's own will and determination can improve his or her standing in life and individuals' satisfaction with their freedom. Both items provide insight into individual ambition and autonomy.

There are two index items related to education and growth that address community support to nurture and prepare youth; one item asks if children have the opportunity to learn and grow and another asks about satisfaction with the educational system in the community. These items illustrate an environment or a system that encourages and fosters development among its population. Finally, community support to enhance engagement in society and the economy is gauged with an item that asks about the environment for entrepreneurs.

Index Questions

- Thinking about the job situation in the city or area where you live today, would you say that it is now a good time or a bad time to find a job?

- Do you think that taking part in regular job training increases people's chances of getting a job or getting a better job?
- Are you satisfied or dissatisfied with your freedom to choose what you do with your life?
- Do most children in this country have the opportunity to learn and grow every day, or not?
- Can people in this country get ahead by working hard, or not?
- In the city or area where you live, are you satisfied or dissatisfied with the educational system or the schools?
- Is the city or area where you live a good place or not a good place to live for entrepreneurs forming new businesses?

Index Construction

Index scores are calculated at the individual record level. For each individual record, the following procedure applies: The first three items are recoded so that favorable answers are scored as a "1" and all other answers (including don't know and refused) are assigned a score of "0." If a record has no answer for an item, then that item is not eligible for inclusion in the calculations. An individual record has an index calculated if it has valid scores for all seven items. A record's final index score is the mean of valid items multiplied by 100. The final country-level index score is the mean of all individual records for which an index score was calculated. Country-level weights are applied to this calculation.

Reliability

The Mindset Index has a Cronbach's Alpha of .82 when aggregated at the country level.

Access Index

The construct of Access is defined by Silatech as follows: *Improve young people's access to demand-driven and market-oriented skills training and job placement services.* For young people to succeed in finding gainful employment, they need access to skills training, counseling, and placement services linked to the requirements of the labor market.

Improve micro-, small, and medium-sized enterprises' (MSMEs) access to capital, business development services, and markets. In order to succeed, young, entrepreneurial MSMEs — both new and existing — need access to capital, business development services, and linkages to corporate supply chains and regional and global markets.

The Access Index measures several factors that address both individual and macro-level engagement in business. The four overarching concepts addressed in the index are basic systems and framework for access, economic demand, job availability or placement, and access to capital and business development.

To facilitate access, basic structures such as the judicial system provide a framework for fair business creation, development, and growth. Similarly, favorable economic conditions allow for a fertile ground for the creation and promotion of jobs and business. Related to job availability or placement, government action dedicated to increasing the number of quality jobs helps foster an environment in which an adequate supply of jobs is likely to be matched to an adequate demand from qualified employees. The final concept of access to capital and business development provides for ease of entry into business. In countries where it is easy to obtain loans and paperwork is manageable, access for MSMEs improves.

Index Questions

- In your country, do you have confidence in each of the following, or not? How about the judicial system and courts?

- Right now, do you think economic conditions in your country, as a whole, are getting better or getting worse?
- Are you satisfied or dissatisfied with efforts to increase the number of quality jobs?
- In general, is it easy for anyone to obtain a loan to start a business in your country, or not?
- In general, does the government make paperwork and permits easy enough for anyone who wants to start a business, or not?

Index Construction

Index scores are calculated at the individual record level. For each individual record, the following procedure applies: All five items are recoded so that favorable answers are scored as a “1” and all other answers (including don’t know and refused) are assigned a score of “0.” If a record has no answer for an item, then that item is not eligible for inclusion in the calculations. An individual record has an index calculated if it has valid scores for three of the five items. A record’s final index score is the mean of valid items multiplied by 100. The final country-level index score is the mean of three of the five items for individual records for which an index score was calculated. Country-level weights are applied to this calculation.

Reliability

The Access Index has a Cronbach’s Alpha of .91 when aggregated at the country level.

Policy Index

The construct of Policy is defined by Silatech as follows: *Promote adoption of policies to stimulate increased employment and economic opportunities for young people and social inclusion.* Government policies must be shaped to improve the competitiveness of the labor market, the strength of the business environment, and the overall employment and economic opportunities for young people.

The Policy Index measures several factors to address increased employment and economic opportunity. Three overarching concepts addressed are social inclusion, improvement of the competitiveness of markets, and stimulating employment and economic opportunities.

Social inclusion is addressed by the youth perception that policymakers maximize the potential of youth. The improvement of the competitiveness of the markets is measured through the lens of corruption. Youth perceptions that the government is adequately addressing corruption provide insight into the key principle of fair business required for competitiveness of the market. The final three items of the index address the stimulation of employment and economic opportunities. This is measured through perceptions that the government allows businesses to be profitable, protect their assets, and the general availability of qualified employees.

Index Questions

- In general, do you mostly agree or mostly disagree with the following? Those responsible for the progress of your society maximize on the potential of youth within your country.
- Do you think the government of your country is doing enough to fight corruption, or not?

- If someone wants to start a business in your country, can they feel very confident they will easily find hardworking and qualified employees when they need them?
- If someone wants to start a business in your country, can they trust the government to allow their business to make a lot of money?
- If someone wants to start a business in your country, can they trust their assets and property to be safe at all times?

Index Construction

Index scores are calculated at the individual record level. For each individual record, the following procedure applies: All five items are recoded so that favorable answers are scored as a “1” and all other answers (including don’t know and refused) are assigned a score of “0.” If a record has no answer for an item, then that item is not eligible for inclusion in the calculations. An individual record has an index calculated if it has valid scores for four of the five items. A record’s final index score is the mean of valid items multiplied by 100. The final country-level index score is the mean of four of the five individual records for which an index score was calculated. Country-level weights are applied to this calculation.

Reliability

The Policy Index has a Cronbach’s Alpha of .83 when aggregated at the country level.

Decent Work Index

The construct of Decent Work relies on concepts from the International Labor Organization (ILO) to address perceptions toward “fundamental principles and rights at work and international labor standards; employment and income opportunities; social protection and social security; and social dialogue,” which apply to all workers and all work environments.

The Decent Work Index was intended to measure several factors that address fairness at work, such as working a reasonable number of hours in a given week (48 hours or less) and work opportunities. More globally, the concept of being treated with respect was included to address grossly unfair working conditions. The more specific concepts of respect for women and children also provide insight into the treatment of human life in a given country. Finally, women’s issues as they relate to work were selected to examine the sensitivity to fairness toward women.

Attempted Index Questions

- Can you tell me the total number of hours you work in a typical week (7 days), including all jobs?
- Are you satisfied or dissatisfied with your job or the work you do?
- Were you treated with respect all day yesterday?
- Do you believe that children in your country are treated with respect and dignity, or not?
- Do you believe that women in your country are treated with respect and dignity, or not?
- Please tell me whether or not you agree with each of the following, or not. Women should be allowed to hold any job for which they are qualified outside the home.

- Please tell me whether or not you agree with each of the following, or not. Women should be able to hold leadership positions in the cabinet and the national council?
- Please tell me whether or not you agree with each of the following, or not. Women should be allowed to keep all earnings from their job for themselves, and their husbands should support them and the household in full?

Index Construction

When the above items were subjected to Factor Analysis, they failed to reveal an underlying construct consistent with the definition of Decent Work. Subsequently, the reliability test of the Cronbach’s Alpha showed there was no consistency to the pattern of responses in the above items. The underlying cause of the poor inter-item correlation is likely rooted in the different purposes and context for each item. The item that asks about the total number of hours worked was only asked of those persons working and did not correlate to satisfaction with one’s job. The “treated with respect” item was asked in a specific context of “yesterday” — which is fundamentally different from asking if women and children are treated with respect and dignity. Although the three items related to gender justice do correlate, they ask about a personal conviction — women should have the following options or rights, not an actual reflection of the world as it is. These different forms of items create a complex set of constructs that did not rise to the mathematical level of an index. Alternate items are being added to the second survey data collection to ensure that adequate data are available to compute a Decent Work Index.

Appendix

Young People...

Enterprise...

Employment...

Appendix A: Data Collection and Sample Information

Country	Data Collection Dates	Number of Interviews Youth nationals (15 to 29)	Design Effect ^a	Margin of Error ^b	Response Rate ^c	Mode of Interviewing	Languages	Sample	Comments
Algeria	Feb 21- Mar 22 09	501	1.27	± 4.9	72%	Face-to-face	Arabic	Nationally Representative	
Bahrain	Feb 23- Mar 19 09	341	1.15	± 5.7	87%	Face-to-face	Arabic	Nationally Representative of the Arab population	Includes Bahrainis and Arab expatriates, but non-Arabs were excluded from the sample.
Comoros	Feb 23- Mar 5 09	440	1.44	± 5.6	84%	Face-to-face	French, Comorian	Nationally Representative	
Djibouti	Mar 2-12 09	577	1.19	± 4.4	85%	Face-to-face	French, Afar, Somali	Nationally Representative	
Egypt	Mar 7-22 09	375	1.29	± 5.8	91%	Face-to-face	Arabic	Nationally Representative	
Iraq	Feb 20- Mar 12 09	318	1.42	± 6.6	88%	Face-to-face	Arabic	Nationally Representative	
Jordan	Mar 18- Apr 2 09	457	1.19	± 5.0	62%	Face-to-face	Arabic	Nationally Representative	
Kuwait	Feb 23- Mar 18 09	293	1.29	± 6.5	69%	Face-to-face	Arabic	Nationally Representative of the Arab population	Includes Kuwaitis and Arab expatriates, but non-Arabs were excluded from the sample.
Lebanon	Feb 18- Mar 20 09	362	1.23	± 5.7	20%	Face-to-face	Arabic	Nationally Representative	
Mauritania	Feb 20- Mar 1 09	426	1.43	± 5.7	79%	Face-to-face	Arabic	Nationally Representative	
Morocco	Feb 26- Mar 18 09	430	1.21	± 5.2	88%	Face-to-face	Arabic, French	Nationally Representative	
Palestinian Territories: West Bank, Gaza, and East Jerusalem	Feb 13-22 09	423	1.44	± 5.7	NA	Face-to-face	Arabic	Nationally Representative	
Qatar	Mar 11-25 09	354	1.61	± 6.6	NA	Face-to-face	Arabic	Nationally Representative of the Arab population	Includes Qataris and Arab expatriates, but non-Arabs were excluded from the sample.

Country	Data Collection Dates	Number of Interviews Youth nationals (15 to 29)	Design Effect ^a	Margin of Error ^b	Response Rate ^c	Mode of Interviewing	Languages	Sample	Comments
Saudi Arabia	Feb 17- Mar 20 09	332	1.23	± 6.0	77%	Face-to-face	Arabic	Nationally Representative of the Arab population	Includes Saudis and Arab expatriates, but non-Arabs were excluded from the sample.
Somalia (Somaliland autonomous region)	Mar 6-17 09	551	1.20	± 4.6	86%	Face-to-face	Arabic, Somali, Afar	Nationally Representative	
Sudan	Mar 2-12 09	413	1.87	± 6.6	88%	Face-to-face	Arabic, English	Nationally Representative, some areas excluded	Only the Darfur region was excluded due to insecurity. The excluded area represents approximately 17% of the population (estimates).
Syria	Feb 20- Mar 16 09	536	1.29	± 4.8	59%	Face-to-face	Arabic	Nationally Representative	
Tunisia	Feb 20- Mar 25 09	401	1.11	± 5.2	72%	Face-to-face	Arabic	Nationally Representative	
United Arab Emirates	Mar 1-31 09	294	1.33	± 6.6	68%	Face-to-face	Arabic	Nationally Representative of the Arab population	Includes Emiratis and Arab expatriates, but non-Arabs were excluded from the sample.
Yemen	Feb 24- Mar 19 09	516	1.51	± 5.3	80%	Face-to-face	Arabic	Nationally Representative	

a The design effect calculation reflects the weights and does not incorporate the intraclass correlation coefficients. Design effect calculation: $n^*(\text{sum of squared weights})/[(\text{sum of weights})^2/(\text{sum of weights})]$

b Margin of error is calculated around a proportion at the 95% confidence level. The maximum margin of error was calculated assuming a reported percentage of 50% and takes into account the design effect. Margin of error calculation: $\sqrt{(0.25/N)*1.96*\sqrt{DE}}$

c Response rate calculation: $I/((I+P)+(R+NC+O)+(UH+UO))$ where I = complete interview, P = partial interview, R = Refusal or break-off, NC = non-contact, O = other, UH = Unknown household, and UO = Unknown household. Source: The American Association for Public Opinion Research (2008). *Standard Definitions: Final disposition of case codes and outcome rates for surveys. 5th edition.* Lenexa, Kansas: AAPOR.

Appendix B: Copy of Survey

Face to Face - SILATECH Wave 1

Start time _____

PROJECT REGISTRATION #155270

GALLUP

City Center: Omaha

Silatech Wave 1

Muller/Bechtolt/English

 Y TRANSLATIONS

 X SURVEY DESIGN: Jen Peterson

January, 2009

n=1,000/country

[WP5] - Sa. COUNTRY (Code from file): _____

903 Other

998 (DK)

999 (Refused)

(Interviewer: Answer the following questions after the interview)

[WP14] - S1. Respondent lives in:

1 A rural area or on a farm

2 In a small town or village

3 In a large city

6 In the suburb of a large city

4 (DK)

5 (Refused)

[REGION_XXX] (If applicable) - S2. (Record the state/province/etc. of respondent's residence)

Respondent lives in: _____

98 (DK)

99 (Refused)

[WP6875] - S3. During the interview, the respondent was:

1 Alone with the interviewer for the entire interview

2 With one adult family member or adult friend in the room

3 With several adult family members or adult friends in the room

[WP3332] - S_1. CITY OVERSAMPLE (Where applicable): _____

[WP9028] - S_2 . INTERVIEW VALIDATION:

- 1 Listen In / Accompanied Interview
- 2 Re-Contact
- 3 Not Validated

[WP9046] - S_3. ORIGINAL OR SUBSTITUTE HOUSEHOLD:

- 1 Original
- 2 Substitute

[WP9030] - Data Entry [Name]: _____ #: _____

[WP9031] - Interview [Name]: _____ #: _____

[WP9032] - Re-Interview [Name]: _____ #: _____

[WP9033] - Coding [Name]: _____ #: _____

[WP9034] - Editing [Name]: _____ #: _____

[WP5889] - Questionnaire Serial #: _____

[WP9035] - Project Number: _____

[WP9036] - City: _____

[WP4867] - Stratum: _____

[WP2022] - PSU #: _____

[WP4] - Interview Date (MM/DD/YYYY): _____

[WP4999] - Start Time (HH/MM): _____

[WP5000] - Finish Time (HH/MM): _____

[WP8346] - Total Minutes: _____

[WP9027] - Language of Interview (Code from file): _____

[WP9037] - Number of Attempts: _____

(Deleted WP8)

[WP12] - S4. Including yourself, how many people who are residents of (**Country in Sa**), age 15 or older, currently live in this household? (**Code actual number**)

- ___ Total number of adults in household
- 00 None

SELECTION OF RESPONDENT FOR INTERVIEWING:

- List all of the male/female adults ages 15 and older living in the household (together with their ages) whether or not they are present. Start with the oldest and work down to the youngest.
- Take the last figure of the questionnaire number and find the same number in the top line of the Kish Grid below.
- Look down that column and read off the number opposite the total number of adults in the household. That number is the key to the member of the household who should be interviewed.
- Refer back to the list of male/female family members and ask to speak to the person whose number is the same as the one you have taken out of the Kish Grid.
- Attempts should be made on different days and at least one attempt must be made on a weekend. After three attempts, the household to the immediate right of the originally sampled household will be used for the survey. If this household also fails, the household to the immediate left of the originally selected household can be used.

LAST DIGIT ON QUESTIONNAIRE NUMBER:

Names of household members	1	2	3	4	5	6	7	8	9	0
1	1	1	1	1	1	1	1	1	1	1
2	2	1	2	1	2	1	2	1	2	1
3	1	2	3	1	2	3	1	2	3	1
4	1	2	3	4	1	2	3	4	1	2
5	4	5	1	2	3	4	5	1	2	3
6	4	5	6	1	2	3	4	5	6	1
7	3	4	5	6	7	1	2	3	4	5
8	3	4	5	6	7	8	1	2	3	4
9	2	3	4	5	6	7	8	9	1	2
10	1	2	3	4	5	6	7	8	9	10

[WP8991] - S5. (**Interviewer:**Record total number of adults age 15 or older from Kish Grid above) _____

[WP11] - S6. (**For countries with Data Protection Law, ask:**) Your responses to this survey are completely optional and there are no consequences if you choose not to respond. We will process all personal data you provide and will use such information for statistical and research purposes. Only aggregate anonymous data will be released to protect individual respondent confidentiality.

Having understood the foregoing, do you voluntarily agree and consent for Gallup to perform these processing activities and consent to your data being transferred to Gallup in the United States for processing?

- 1 Yes (**Continue**)
- 2 No (**Thank and Terminate**)
- 3 (DK) (**Thank and Terminate**)
- 4 (Refused) (**Thank and Terminate**)

1. Please imagine a ladder with steps numbered from zero at the bottom to ten at the top. Suppose we say that the top of the ladder represents the best possible life for you, and the bottom of the ladder represents the worst possible life for you. **(Read 1A-1B)**

- 10 Best possible life
- 09
- 08
- 07
- 06
- 05
- 04
- 03
- 02
- 01
- 00 Worst possible life
- 98 (DK)
- 99 (Refused)

[WP16] - 1A. On which step of the ladder would you say you personally feel you stand at this time, assuming that the higher the step the better you feel about your life, and the lower the step the worse you feel about it? Which step comes closest to the way you feel?

[WP18] - 1B. Just your best guess, on which step do you think you will stand in the future, say about five years from now?

[WP27] - 2. If you were in trouble, do you have relatives or friends you can count on to help you whenever you need them, or not?

- 1 Yes
- 2 No
- 3 (DK)
- 4 (Refused)

[WP30] - 3. Are you satisfied or dissatisfied with your standard of living, all the things you can buy and do?

- 1 Satisfied
- 2 Dissatisfied
- 3 (DK)
- 4 (Refused)

[WP31] - 4. Right now, do you feel your standard of living is getting better or getting worse?

- 1 Getting better
- 2 (The same)
- 3 Getting worse
- 4 (DK)
- 5 (Refused)

4a. Does your home have **(Read A-E)?**

- 1 Yes
- 2 No
- 3 (DK)
- 4 (Refused)

[WP35] - A. A landline telephone

[WP37] - B. Television

[WP38] - C. A computer

[WP39] - D. Access to the Internet

[WP3119] - E. A cellular phone

5. Have there been times in the past twelve months when you did not have enough money **(Read A-B)?**

- 1 Yes
- 2 No
- 3 (DK)
- 4 (Refused)

[WP40] - A. To buy food that you or your family needed

[WP43] - B. To provide adequate shelter or housing for you and your family

[WP9081] - 6. Thinking about your WORK SITUATION over the past 7 days, have you been employed by an employer from whom you receive money or goods? (This could be for one or more employers.)

- 1 Yes
- 2 No
- 3 (DK)
- 4 (Refused)

(If Respondent is EMPLOYED [code 1 in WP9081], Continue; Otherwise, Skip to WP9083)

[WP9082] - 7. In a typical week (7 days), do you work for an employer (this could be one or more employers) for 30 hours or more, OR for less than 30 hours?

- 1 Work 30 hours or more for an employer (one or more employers)
- 2 Work less than 30 hours for an employer (one or more employers)
- 3 (DK)
- 4 (Refused)

(NOTE TO INTERVIEWER: If Respondent says “Don’t know” or has difficulty determining the number of hours worked in the last 7 days, you can help him/her calculate the ‘approximate’ number of hours TYPICALLY worked each week.

(For example, you could ask him/her: “About how many days do you work in a typical week?” and “About how many hours do you work in a typical day?” From this, you can approximate the number of hours typically worked in a week. It is important to simply determine if it is 30 or more hours or less than 30 hours per week.)

(If Respondent said he/she HAS NOT worked for an employer for pay in the last 7 days, or “DK” or “Refused” [code 2, 3, or 4 in WP9081], Continue;

(If Respondent said he/she HAS worked for an employer for pay in the last 7 days [code 1 in WP9081] AND is EMPLOYED 30 hours per week or more [code 1 in WP9082], Skip to Read before WP9045; Otherwise, Continue)

[WP9083] - 8. Again thinking about the last 7 days, were you self-employed? This means earning money or supporting yourself or a family by working for yourself (freelancing) or working for your own or your family’s business.

Self-employment also includes fishing, doing farm work, or raising livestock for either your own or your family’s farm or ranch.

- 1 Yes
- 2 No
- 3 (DK)
- 4 (Refused)

(If Respondent is SELF-EMPLOYED [code 1 in WP9083], Continue; Otherwise, Skip to Note before WP8941)

[WP8862] - 9. In a typical week (7 days), do you work 30 hours or more OR less than 30 hours as a self-employed individual?

- 1 Work 30 hours per week or more (as a self-employed individual)
- 2 Work less than 30 hours per week (as a self-employed individual)
- 3 (DK)
- 4 (Refused)

(NOTE TO INTERVIEWER: If Respondent says “Don’t know” or has difficulty determining the number of hours worked in the last 7 days, you can help him/her calculate the ‘approximate’ number of hours TYPICALLY worked each week.

(For example, you could ask him/her: “About how many days did you work in a typical week?” and “About how many hours did you work in a typical day?” From this, you can approximate the number of hours typically worked in a week. It is important to simply determine if it is 30 or more hours or less than 30 hours per week.)

(If Respondent is SELF-EMPLOYED for 30 hours per week or more [code 1 in WP8862], Skip to Note before WP9096;

(If Respondent is EMPLOYED or SELF-EMPLOYED for 30 hours per week or less OR responded “DK” or “Refused” [codes 2, 3, or 4 in WP9082 OR WP8862], Continue; Otherwise, Skip to Note after WP8941)

[QUESTION FOR PART-TIME EMPLOYED OR PART-TIME SELF-EMPLOYED:]

[WP8941] - 10. If you were offered a job by an employer that required you to work 30 hours per week or more, and if it was the kind of work you wanted to do, would you take the job?

- 1 Yes
- 2 No
- 3 (DK)
- 4 (Refused)

(If Respondent is EMPLOYED or SELF-EMPLOYED [code 1 in WP9081 OR WP9083], Continue; Otherwise, Skip to WP8865)

[QUESTIONS FOR PART-TIME AND FULL-TIME EMPLOYED OR SELF-EMPLOYED:]

[WP9096] - 10a. Can you tell me the total number of hours you work in a typical week (7 days) including all jobs? (**Code actual number of hours**)

- 98 (DK)
- 99 (Refused)

READ: Please think about your primary job — the one where you spend the most time.

[WP9045] - 11. Are you satisfied or dissatisfied with your job or the work you do?

- 1 Satisfied
- 2 Dissatisfied
- 3 (DK)
- 4 (Refused)

(If Respondent is EMPLOYED [code 1 in WP9081], Continue; Otherwise, Skip to Note before WP8865)

READ: Please think about your primary EMPLOYER — the one where you spend the most time working.

12. On a five-point scale, where 5 means strongly agree and 1 means strongly disagree, please rate your level of agreement with the following items. **(Read A-L)**

- 5 Strongly agree
- 4
- 3
- 2
- 1 Strongly disagree
- 0 Don't know/Does not apply

[Q01] - A. I know what is expected of me at work.

[Q02] - B. I have the materials and equipment I need to do my work right.

[Q03] - C. At work, I have the opportunity to do what I do best every day.

[Q04] - D. In the last seven days, I have received recognition or praise for doing good work.

[Q05] - E. My supervisor, or someone at work, seems to care about me as a person.

[Q06] - F. There is someone at work who encourages my development.

[Q07] - G. At work, my opinions seem to count.

[Q08] - H. The mission or purpose of my company makes me feel my job is important.

[Q09] - I. My associates or fellow employees are committed to doing quality work.

[Q10] - J. I have a best friend at work.

[Q11] - K. In the last six months, someone at work has talked to me about my progress.

[Q12] - L. This last year, I have had opportunities at work to learn and grow.

[WP8989] - 13. Now think more generally about the company or organization you work for, including all of its employees.

Based on what you know or have seen, would you say that, in general, your company or employer is **(Read 1-3)?**

- 1 Hiring new people and expanding the size of its workforce
- 2 Not changing the size of its workforce, or
- 3 Letting people go and reducing the size of its workforce
- 7 (Does not apply)
- 8 (DK)
- 9 (Refused)

(If Respondent said he/she was not EMPLOYED AND not SELF-EMPLOYED in the last 7 days or “DK” or “Refused” [code 2, 3, or 4] in WP9081 AND WP9083, Continue; Otherwise, Skip to Text before WP60)

[QUESTIONS FOR UNEMPLOYED:]

[WP8865] - 14. Are you a full-time student?

- 1 Yes
- 2 No
- 3 (DK)
- 4 (Refused)

(If Respondent is a full-time student [code 1 in WP8865], Skip to Text before WP60; Otherwise, Continue)

[WP9000] - 15. Are you retired?

- 1 Yes
- 2 No
- 3 (DK)
- 4 (Refused)

(If Respondent is retired [code 1 in WP9000], Skip to Text before WP60; Otherwise, Continue)

[WP9001] - 16. Are you disabled?

- 1 Yes
- 2 No
- 3 (DK)
- 4 (Refused)

(If Respondent is disabled [code 1 in WP9001], Skip to Text before WP60; Otherwise, Continue)

[WP8867] - 17. Are you doing full-time housework or caring for children or others, but are not paid for it?

- 1 Yes
- 2 No
- 3 (DK)
- 4 (Refused)

(If Yes [code 1 in WP8867], Skip to Text before WP60; Otherwise, Continue)

[WP9084] - 18. In the past four weeks, have you actively been looking for employment? **(If necessary, read:)** “Actively looking” means applying for jobs, searching for jobs, etc.

- 1 Yes
- 2 No
- 3 (DK)
- 4 (Refused)

(If Yes [code 1 in WP9084], Continue; Otherwise, Skip to WP9098)

[WP9097] - 19. **(OPEN-ENDED WITH PRE-CODED RESPONSES:)** If actively looking for work, how long have you been looking?

- 1 Less than 6 months
- 2 6 months to less than 1 year
- 3 1 to 2 years
- 4 More than 2 years
- 5 (DK)
- 6 (Refused)

[WP9085] - 19a. Would you have been able to begin work had you been offered a job within the last four weeks?

- 1 Yes
- 2 No
- 3 (DK)
- 4 (Refused)

[WP9098] - 20. Are you aware of any services or organizations that help people find jobs?

- 1 Yes
- 2 No
- 3 (DK)
- 4 (Refused)

(If code 1 in WP9098, Continue; Otherwise, Skip to Text before WP60)

[WP9103] - 20a. Have you ever used any of these services to help find a job?

- 1 Yes
- 2 No
- 3 (DK)
- 4 (Refused)

ASK ALL:

21. Now, please think about yesterday, from the morning until the end of the day. Think about where you were, what you were doing, who you were with, and how you felt. **[Read A-D]**

- 1 Yes
- 2 No
- 3 (DK)
- 4 (Refused)

[WP60] - A. Did you feel well-rested yesterday?

[WP61] - B. Were you treated with respect all day yesterday?

[WP63] - C. Did you smile or laugh a lot yesterday?

[WP65] - D. Did you learn or do something interesting yesterday?

21a. Did you experience the following feelings during **A LOT OF THE DAY** yesterday? How about **[Read A-I]**?

- 1 Yes
- 2 No
- 3 (DK)
- 4 (Refused)

[WP67] - A. Enjoyment

[WP68] - B. Physical Pain

[WP69] - C. Worry

[WP70] - D. Sadness

[WP71] - E. Stress

[WP73] - F. Depression

[WP74] - G. Anger

[WP6878] - H. Happiness

[WP1418] - I. Fear

[WP83] - 22. Are you satisfied or dissatisfied with the city or area where you live?

- 1 Satisfied
- 2 Dissatisfied
- 3 (DK)
- 4 (Refused)

[WP85] - 23. In the next 12 months, are you likely or unlikely to move away from the city or area where you live?

- 1 Likely to move
- 2 Unlikely to move
- 3 (DK)
- 4 (Refused)

[WP86] - 24. Would you recommend the city or area where you live to a friend or associate as a place to live, or not?

- 1 Yes, would recommend
- 2 No, would not recommend
- 3 (DK)
- 4 (Refused)

[WP89] - 25. Thinking about the job situation in the city or area where you live today, would you say that it is now a good time or a bad time to find a job?

- 1 Good time
- 2 Bad time
- 3 (DK)
- 4 (Refused)

[WP90] - 26. Do you approve or disapprove of the leadership of the city or area where you live?

- 1 Approve
- 2 Disapprove
- 3 (DK)
- 4 (Refused)

27. In the city or area where you live, are you satisfied or dissatisfied with **[Read A-H]?**

- 1 Satisfied
- 2 Dissatisfied
- 3 (DK)
- 4 (Refused)

[WP91] - A. The public transportation systems

[WP92] - B. The roads and highways

[WP93] - C. The educational system or the schools

[WP94] - D. The quality of air

[WP95] - E. The quality of water

[WP97] - F. The availability of quality healthcare

[WP98] - G. The availability of good affordable housing

[WP99] - H. The beauty or physical setting

28. Is the city or area where you live a good place or not a good place to live for **[Read A-D]?**

- 1 Good place
- 2 Not a good place
- 3 (DK)
- 4 (Refused)

[WP103] - A. Racial and ethnic minorities

[WP105] - B. Gay or lesbian people

[WP106] - C. Immigrants from other countries

[WP107] - D. Entrepreneurs forming new businesses

29. Have you done any of the following in the past month? How about **(Read A-C)?**

- 1 Yes
- 2 No
- 3 (DK)
- 4 (Refused)

[WP108] - A. Donated money to a charity

[WP109] - B. Volunteered your time to an organization

[WP110] - C. Helped a stranger or someone you didn't know who needed help

[WP9039] - 30. Generally speaking, would you say that most people can be trusted or that you have to be careful in dealing with people?

- 1 Most people can be trusted
- 2 You have to be careful in dealing with people
- 3 (DK)
- 4 (Refused)

[WP9040] - 31. Do you agree or disagree with this statement: In general, in this country, life is fair and people get what they deserve.

- 1 Agree
- 2 Disagree
- 3 (DK)
- 4 (Refused)

[WP112] - 32. In the city or area where you live, do you have confidence in the local police force, or not?

- 1 Yes
- 2 No
- 3 (DK)
- 4 (Refused)

[WP113] - 33. Do you feel safe walking alone at night in the city or area where you live?

- 1 Yes
- 2 No
- 3 (DK)
- 4 (Refused)

34. Within the past 12 months, have you [\[Read A-B\]](#)?

- 1 Yes
- 2 No
- 3 (DK)
- 4 (Refused)

[WP117] - A. Had money or property stolen from you or another household member

[WP118] - B. Been assaulted or mugged

[WP119] - 35. Is religion an important part of your daily life?

- 1 Yes
- 2 No
- 3 (DK)
- 4 (Refused)

[WP120] - 36. Have you attended a place of worship or religious service within the last seven days?

- 1 Yes
- 2 No
- 3 (DK)
- 4 (Refused)

[WP9041] - 37. Do you believe God is directly involved in things that happen in the world, or not?

- 1 Yes
- 2 No
- 3 (DK)
- 4 (Refused)
- 5 (I don't believe in God)

[M30] - 38. How would you rate economic conditions in this country today — as excellent, good, only fair, or poor?

- 4 Excellent
- 3 Good
- 2 Only fair
- 1 Poor
- 8 (DK)
- 9 (Refused)

[WP128] - 39. Can people in this country get ahead by working hard, or not?

- 1 Yes
- 2 No
- 3 (DK)
- 4 (Refused)

[WP129] - 40. Do you believe that children in (Country in Sa) are treated with respect and dignity, or not?

- 1 Yes
- 2 No
- 3 (DK)
- 4 (Refused)

[WP9050] - 41. Do you believe that women in (Country in Sa) are treated with respect and dignity, or not?

- 1 Yes
- 2 No
- 3 (DK)
- 4 (Refused)

[WP130] - 42. Do most children in (Country in Sa) have the opportunity to learn and grow every day, or not?

- 1 Yes
- 2 No
- 3 (DK)
- 4 (Refused)

[WP737] - 43. What do you think is the ideal number of children for a family to have? (Open ended and code actual number)

998 (DK)

999 (Refused)

44. In **(Country in Sa)**, are you satisfied or dissatisfied with **[Read A-C]**?

1 Satisfied

2 Dissatisfied

3 (DK)

4 (Refused)

[WP131] - A. Efforts to deal with the poor

[WP133] - B. Efforts to increase the number of quality jobs

[WP134] - C. Your freedom to choose what you do with your life

45. In **(Country in Sa)**, do you have confidence in each of the following, or not? How about **[Read A-F]**?

1 Yes

2 No

3 (DK)

4 (Refused)

[WP137] - A. The military

[WP138] - B. Judicial system and courts

[WP139] - C. National government

[WP141] - D. Financial institutions or banks

[WP142] - E. Religious organizations (churches, mosques, temples, etc.)

[WP144] - F. Honesty of elections

[WP145] - 46. Is corruption widespread within businesses located in **(Country in Sa)**, or not?

1 Yes

2 No

3 (DK)

4 (Refused)

[WP146] - 47. Is corruption widespread throughout the government in **(Country in Sa)**, or not?

1 Yes

2 No

3 (DK)

4 (Refused)

[WP6762] - 48. Do you think the level of corruption in this country is lower, about the same, or higher than it was 5 years ago?

- 1 Level is lower
- 2 Level is about the same
- 3 Level is higher
- 4 (DK)
- 5 (Refused)

[WP6763] - 49. Do you think the government of your country is doing enough to fight corruption, or not?

- 1 Yes, doing enough
- 2 No, not doing enough
- 3 (DK)
- 4 (Refused)

[WP6764] - 50. Sometimes people have to give a bribe or a present in order to solve their problems. In the last 12 months, were you, personally, faced with this kind of situation, or not (regardless of whether you gave a bribe/present or not)?

- 1 Yes
- 2 No
- 3 (DK)
- 4 (Refused)

(If code 1 in WP6764, Continue; Otherwise, Skip to WP148)

[WP6765] - 51. Was there at least one instance in the last 12 months when you had to give a bribe or present, or not?

- 1 Yes
- 2 No
- 3 (DK)
- 4 (Refused)

[WP148] - 52. Right now, do you think the economic conditions in (Country in Sa), as a whole, are getting better or getting worse?

- 1 Getting better
- 2 (The same) **(Do NOT Read)**
- 3 Getting worse
- 4 (DK)
- 5 (Refused)

[WP150] - 53. Do you approve or disapprove of the job performance of the leadership of this country?

- 1 Approve
- 2 Disapprove
- 3 (DK)
- 4 (Refused)

[WP151] - 53a. Do you approve or disapprove of the job performance of the leadership of the USA?

- 1 Approve
- 2 Disapprove
- 3 (DK)
- 4 (Refused)

54. Some people think that **(Read and rotate A-B)**. Which is your opinion?

- 1 Never justified
- 2 Sometimes justified
- 3 (Depends)
- 4 (DK)
- 5 (Refused)

[WP4653] - A. For the military to target and kill civilians is sometimes justified, while others think that kind of violence is never justified

[WP4654] - B. For an individual person or a small group of persons to target and kill civilians is sometimes justified, while others think that kind of violence is never justified

[WP4655] - 55. Some people believe that groups that are oppressed and are suffering from injustice can improve their situation by peaceful means ALONE. Others do not believe that peaceful means ALONE will work to improve the situation for such oppressed groups. Which do you believe, **(Read and rotate 1-2)?**

- 1 Peaceful means ALONE will work (or)
- 2 Peaceful means ALONE will NOT work (or)
- 3 (DK)
- 4 (Refused)

[WP1417] - 56. In your opinion, how many people in your country, if any, are afraid to openly express their political views?

(Read 1-4)

- 1 Most are afraid
- 2 Many are afraid
- 3 Some are afraid
- 4 No one is afraid
- 5 (DK)
- 6 (Refused)

Muslim Countries Questionnaire:

57. There are many acts some people may do in life. I will read out to you a number of these acts. I would like you to indicate to which extent it can be morally justified. **INTERVIEWER: PRESENT SHOWCARD OF EXTENT OF JUSTIFICATION**

STATEMENTS OF EXTENT (ROTATE)			Cannot be justified at all				Completely justifiable	(DK)	(Refused)
[WP936]	A	Not living in harmony with those who do not share your opinion or values	1	2	3	4	5	6	7
[WP938]	B	Sacrificing one's life for what one believes in	1	2	3	4	5	6	7
[WP940]	C	Events of Sept 11 th in USA, that is, the attack on the World Trade Center and the Pentagon	1	2	3	4	5	6	7
[WP941]	D	Other attacks in which civilians are the target	1	2	3	4	5	6	7

58. In general, what opinion do you have of the following nations? You can express your extent of your favorability on a 5-point scale, where 1 is very unfavorable and 5 is very favorable. **(Read and Rotate A-C)**

			Very unfavorable	Somewhat unfavorable	Neither unfavorable nor favorable	Somewhat favorable	Very favorable	(DK)	(Refused)
[WP985]	A	United States	1	2	3	4	5	6	7
[WP987]	B	China	1	2	3	4	5	6	7
[WP2970]	C	Iran	1	2	3	4	5	6	7

59. Some people have also had discussions about the rights that a country's government should guarantee to women. Please tell me whether or not you generally agree with each of the following, or not.

STATEMENTS (ROTATE)			Agree	Disagree	(DK)	(Refused)
[WP1140]	A	Women and men should have equal legal rights.	1	2	3	4
[WP1145]	B	Women should be allowed to hold any job for which they are qualified outside home.	1	2	3	4
[WP3965]	C	Women should be allowed to keep all earnings from their job for themselves, and their husbands should support them and the household in full.	1	2	3	4
[WP3966]	D	Women should have the right to initiate a divorce.	1	2	3	4
[WP1146]	E	Women should be able to hold leadership positions in the cabinet and the national council.	1	2	3	4

60. Suppose that someday you were asked to help draft a new constitution for a new country. As I read you a list of possible provisions that might be included in a new constitution, would you tell me whether you would probably agree or not agree with the inclusion of each of these provisions:

(ROTATE)			Agree	Disagree	(DK)	Refused
[WP1121]	A	Freedom of speech — allowing all citizens to express their opinion on the political, social, and economic issues of the day.	1	2	3	4
[WP1122]	B	Freedom of religion — allowing all citizens to observe any religion of their choice and to practice its teachings and beliefs.	1	2	3	4
[WP1123]	C	Freedom of assembly — allowing all citizens to assemble or congregate for any reason or in support of any cause.	1	2	3	4

61. Using a five-point scale, where 5 means strongly agree and 1 means strongly disagree, how much do you agree or disagree with the following statements? You may use any number between one and five to make your rating. **(Read and rotate A-E, as appropriate)**

- 5 Strongly agree
- 4
- 3
- 2
- 1 Strongly disagree
- 6 (DK)
- 7 (Refused)

[WP7462] - A. I always treat people of other religious faiths with respect.

[WP7463] - B. Most religious faiths make a positive contribution to society.

[WP7464] - C. I would not object to a person of a different religious faith moving next door.

[WP7465] - D. People of other religious faiths always treat me with respect.

[WP7466] - E. In the past year, I have learned something from someone of another religious faith.

62. People in your country may or may not engage in the following actions. As far as you know, how many people in your country do each of the following: None, hardly any, some, or most.

			None	Hardly any	Some	Most	(DK)	(Refused)
[WP9051]	A	Borrow money with interest ("riba")	1	2	3	4	5	6
[WP9052]	B	Consume intoxicants: alcohol and drugs ("Khamr and Mukhadarat")	1	2	3	4	5	6
WP9053]	C	Engage in premarital sex/adultery ("Zina")	1	2	3	4	5	6
WP9054]	D	Engage in slander (Qathf wa Tajree)	1	2	3	4	5	6

63. Please indicate if you agree or disagree with the following statements:

- 1 Agree
- 2 Disagree
- 3 (DK)
- 4 (Refused)

[WP9055] - A. I am respected when I practice my religion in public

[WP9056] - B. There is a place or person I can turn to, to fairly resolve disputes in my family

64. Here are some aspects of life that some people say are important to them. Please look at them and categorize them into three separate categories: those that are essential and you cannot live without, those that are very important, and those that are useful but that you can live without.

INT: PRESENT SHOWCARD OF ASPECTS AND READ OUT. LET RESPONDENT SLOT ASPECTS IN DIFFERENT CATEGORIES.

			Essential/ Cannot live without it	Very important	Useful, but can live without	Not useful/ Not important (Volunteered response)	(DK)	(Refused)
[WP915]	A	Being committed to a social/Human cause	1	2	3	4	5	6
[WP916]	B	Having a comfortable economic life	1	2	3	4	5	6
[WP917]	C	Having an enriched religious/Spiritual life	1	2	3	4	5	6
[WP918]	D	Having a government that governs wisely	1	2	3	4	5	6
[WP9061]	E	Having a good quality job	1	2	3	4	5	6
[WP9062]	F	Having/Starting a family	1	2	3	4	5	6

SILATECH ITEMS:

[WP9063] - 65. Assuming the pay and work conditions were similar, in general where would you prefer to work? (**Read and rotate 1-4**)

- 1 Government
- 2 Private business
- 3 Self-employment
- 4 Non-profit organization
- 5 (No preference)
- 6 (DK)
- 7 (Refused)

[WP9064] - 66. In general, if you were offered an attractive job today, would you be willing to relocate to another area within this country?

- 1 Yes
- 2 No
- 3 (DK)
- 4 (Refused)

[WP9065] - 67. When young people are unable to find employment after they graduate from college, they can spend several years waiting for a professional opportunity to be available. While waiting, these young people are not active members of their communities. If the government in your country could, in any way, shorten this period of time, which issue do you think would have the greatest impact? (**Read 1-3**)

- 1 Affordable and available housing
- 2 Quality jobs
- 3 Cost of marriage
- 4 (DK)
- 5 (Refused)

68. In general, do you mostly agree or mostly disagree with the following? (**Read A-E**)

- 1 Agree
- 2 Disagree
- 3 (DK)
- 4 (Refused)

[WP9066] - A. Those responsible for the progress of your society maximize on the potential of youth within (**Country in Sa**)

[WP9067] - B. Youth are doing enough to help themselves

[WP9104] - C. Knowing people in high positions is critical to getting a job in (**Country in Sa**) (wasta)

[WP4837] - D. **Entrepreneurs help create jobs**

[WP4839] - E. **Entrepreneurs think only about their own wallets**

[WP793] - 69. Other than your family members, is there someone you trust enough to make your partner in starting a business?

- 1 Yes
- 2 No
- 3 (DK)
- 4 (Refused)

[WP794] - 70. In general, is it easy for anyone to obtain a loan to start a business in (**Country in Sa**), or not?

- 1 Yes
- 2 No
- 3 (DK)
- 4 (Refused)

[WP9071] - 71. Have you ever refused a job that was offered to you?

- 1 Yes
- 2 No
- 3 (DK)
- 4 (Refused)

(If code 1 in WP9071, Continue; Otherwise, Skip to Text before WP9074)

[WP9072] - 72. **OPEN-ENDED WITH PRE-CODED RESPONSES:** If you have ever refused a job, what was the main reason? **(SINGLE RESPONSE)**

- 1 Wages/salary too low
- 2 Job was not interesting
- 3 Job location was not convenient
- 4 Job did not match my level of education
- 5 Too few/many hours required
- 6 Waiting for a better job
- 7 Contract/length was too short
- 8 Other (Please specify: _____)
- 9 (DK)
- 10 (Refused)

73. In your opinion, can the following help **(Country in Sa)** make substantial progress in the next ten years? **(Read A-D)**

- 1 Yes
- 2 No
- 3 (DK)
- 4 (Refused)

[WP9074] - A. Young men

[WP9075] - B. Young women

[WP9076] - C. The elderly

[WP9077] - D. The West

[WP9099] - 74. Which of the following is the most important thing for you in the next 10 years: Career, family, faith, or something else? **(CODE ONE RESPONSE BELOW – PARTICIPANT CAN INDICATE MORE THAN ONE – E.G., If family AND faith, code 06)**

- 01 Career only
- 02 Family only
- 03 Faith only
- 04 Career and family
- 05 Career and faith
- 06 Family and faith
- 07 Career, family, and faith
- 97 Something else
- 98 (DK)
- 99 (Refused)

[WP9078] - 75. Do you think that taking part in regular job training increases people's chances of getting a job or getting a better job in **(Country in Sa)**?

- 1 Yes
- 2 No
- 3 (DK)
- 4 (Refused)

[WP9079] - 76. **(OPEN-ENDED WITH PRE-CODED RESPONSES:)** In your opinion, what is the primary obstacle for people in **(Country in Sa)** in receiving job training?

- 1 They do not have the necessary experience or qualifications
- 2 They cannot afford it
- 3 Their current employer will not support them
- 4 They do not have time because of family responsibilities
- 5 There is no training offered close enough to where they are
- 6 They do not know about any training offers
- 7 They are not comfortable with the idea of going back to something that is like school
- 8 Their age prevents them from doing it
- 9 Their health prevents them from doing it

- 10 Other (List) _____

- 98 (DK)
- 99 (Refused)

[WP9080] - D21. What is the primary obstacle in (**Country in Sa**) for a youth to get a job or a better job that enables them to start a family? (**INTERVIEWER: DO NOT READ OPTIONS; CODE ONLY ONE**)

1. Lack of proper training
2. Lack of good jobs available
3. Youth are unmotivated/lazy
4. Youth are unwilling to accept certain jobs
5. Jobs given only to people who have connections
6. Government is not doing enough to create good jobs
7. Cultural restrictions prevent youth from pursuing their dreams
8. Parents don't support youth aspirations
9. Corruption is rampant in the economy
10. Lack of religious adherence/moral standards
11. The economy is weak
12. The West is the problem
13. Israel is the problem
14. The U.S. is the problem
15. Jobs are being given to foreigners
16. Jobs are being given to women
17. Jobs are being shipped to other countries
18. Youth are not aware of available jobs
19. Lack of professional experience
20. Youth can find jobs without much difficulty
21. Other (Specify): _____

22. DK
23. Refused

DEMOGRAPHICS BEGIN HERE:

[WP1219] - D0. GENDER: (**Code only, do NOT ask**)

- 1 Male
- 2 Female

[WP1220] - D1. AGE: Please tell me your age. (Open ended **and code actual age**)

- 99 99+
- 100 (Refused)

[WPXXXX] - D2. What is your highest completed level of education?

- 00 (No formal education)
- 98 (DK)
- 99 (Refused)

(INTERVIEWER: If respondent fits into the lower education codes, ASK D2a. If respondent fits into the higher education codes, ASK D2b.)

[WP9088] - D2a. To confirm, have you completed up to 8 years of education, or more than 8 years of education?

- 1 Up to 8 years of education
- 2 More than 8 years of education
- 3 (DK)
- 4 (Refused)

[WP9089] - D2b. To confirm, have you completed a 4-year college or university degree beyond high school, or more?

- 1 Yes
- 2 No
- 3 (DK)
- 4 (Refused)

[WP1223] - D3. MARITAL STATUS: What is your current marital status?

- 1 Single/Never been married
- 2 Married
- 3 Separated
- 4 Divorced
- 5 Widowed
- 8 Domestic partner
- 6 (DK)
- 7 (Refused)

(If code 1 in WP9081 OR WP9083, Continue; Otherwise, Skip to Note before WP1229)

[WP1225] - D4. Could you tell me the general category of work you do in your primary job? **(If necessary, read headings of 01-11)**

- 01 Professional worker: Lawyer, doctor, scientist, teacher, engineer, nurse, accountant, computer programmer, architect, investment banker, stock broker, marketing, musician, artist
- 02 Manager, Executive or Official: In a business, government agency, or other organization
- 03 Business Owner: Such as a store, factory, plumbing contractor, etc. (self-employed).
- 04 Clerical or Office Worker: In business, government agency, or other type of organization — such as a typist, secretary, postal clerk, telephone operator, computer operator, data entry, bank clerk, etc.
- 05 Sales worker: Clerk in a store, door-to-door salesperson, sales associate, manufacturer's representative, outside sales person
- 06 Service worker: Policeman/woman, fireman, waiter or waitress, maid, nurse's aide, attendant, barber or beautician, fast-food, landscaping, janitorial, personal care worker
- 07 Construction or Mining worker: Construction manager, plumber, carpenter, electrician, other construction trades, miner, or other extraction worker
- 08 Manufacturing or Production worker: Operates a machine in a factory, is an assembly line worker in a factory, includes non-restaurant food preparation (baker), printer, print shop worker, garment, furniture and all other manufacturing
- 09 Transportation worker: Drives a truck, taxi cab, bus or etc, works with or on aircraft (including pilots and flight attendants), trains, boats, teamster, longshoreman, delivery company worker or driver, moving company worker
- 10 Installation or Repair worker: Garage mechanic, linesman, other installation, maintenance or repair worker
- 11 Farming, Fishing or Forestry worker: Farmer, farm worker, aquaculture or hatchery worker, fisherman, deck hand on fishing boat, lumberjack, forest management worker

- 12 Other (list)
- 13 (DK)
- 14 (Refused)

[WP1227] - D4a. Are you a government worker, or not? **(Interviewer note: This includes public schools and public hospitals)**

- 1 Yes
- 2 No
- 3 (DK)
- 4 (Refused)

(If code 03 in WP1225, Skip to WP795; Otherwise, Continue)

[WP1229] - D5. Are you planning to start your own business in the next 12 months, or not?

- 1 Yes
- 2 No
- 3 (DK)
- 4 (Refused)

[WP795] - D6. In general, does the government make paperwork and permits easy enough for anyone who wants to start a business, or not?

- 1 Yes
- 2 No
- 3 (DK)
- 4 (Refused)

D7.If someone wants to start a business in **(Country in Sa)**, can they **(Read and Rotate A-C)?**

- 1 Yes
- 2 No
- 3 (DK)
- 4 (Refused)

[WP798] - A. Trust their assets and property to be safe at all times

[WP799] - B. Trust the government to allow their business to make a lot of money

[WP800] - C. Feel very confident they will easily find hardworking and qualified employees when they need them

[WP1230] - D8. How many children under 15 years of age are now living in your household? (Open ended **and code actual number**)

- 00 None
- 97 97+
- 98 (DK)
- 99 (Refused)

[WP1233] - D9. Could you tell me what your religion is? (Open ended and code)

(If “Muslim” or “Christian,” try to determine specific denomination)

- 00 Other (list)

- 01 Christianity: Roman Catholic, Catholic
- 02 Christianity: Protestant, Anglican, Evangelical, SDAs, Jehovah’s Witnesses, Quakers, AOG, Monophysite, AICs, Pentecostal, etc.
- 03 Christianity: Eastern Orthodox, Orthodoxy, etc.

- 04 Islam/Muslim
- 05 Islam/Muslim: Shiite
- 06 Islam/Muslim: Sunni

- 07 Druze
- 08 Hinduism
- 09 Buddhism
- 10 Primal-indigenous/African Traditional and Diasporic/Animist/Nature Worship/Paganism
- 11 Chinese traditional religion/Confucianism
- 12 Sikhism
- 13 Juche
- 14 Spiritism
- 15 Judaism
- 16 Baha’i
- 17 Jainism
- 18 Shinto
- 19 Cao Dai
- 20 Zoroastrianism
- 21 Tenrikyo
- 22 Neo-Paganism
- 23 Unitarian-Universalism
- 24 Rastafarianism
- 25 Scientology
- 26 Secular/Nonreligious/Agnostic/Atheist/None

- 27 HOLD

- 28 Christian
- 29 Taoism/Daoism
- 97 No response
- 98 (DK)
- 99 (Refused)

[WPXXXX] - D10. What is your total MONTHLY household income in **[COUNTRY CURRENCY]**, before taxes?

Please include income from wages and salaries, remittances from family members living elsewhere, farming and all other sources. (Open ended and code, appropriate to country currency)

- 00 (None)
- 98 (DK)
- 99 (Refused)

(If code 98, 99, or BLANK in D10, Continue; Otherwise, Skip to D12)

[WPXXXX] - D11. Would you say your monthly household income is:

(DATA COLLECTION SERVICES PROVIDER NOTE:)

If pre-coded intervals are used, the first three intervals must be:

- 00 (No income)
- 01 \$30 (U.S.)/month (**in local currency**)
- 02 \$31-\$60 (U.S.)/month (**in local currency**)

(Additional bands to be added, as appropriate)

[WPXXXX] - D12. How much MONTHLY income would you say your household needs these days just to get by in **[COUNTRY CURRENCY]**? (Open ended and code, appropriate to country currency)

- 98 (DK)
- 99 (Refused)

(If code 98, 99, or BLANK in D12, Continue; Otherwise, Skip to WP2319)

[WPXXXX] - D13. Please indicate the amount of monthly income your household needs just to get by:

(DATA COLLECTION SERVICES PROVIDER NOTE:)

If pre-coded intervals are used, the first two intervals must be:

- 01 \$30 (U.S.)/month (in local currency)
- 02 \$31-\$60 (U.S.)/month (in local currency)

(Additional bands to be added, as appropriate)

[WP2319] - D14. Which one of these phrases comes closest to your own feelings about your household's income these days? **(Read 1-4)**

- 1 Living comfortably on present income
- 2 Getting by on present income
- 3 Finding it difficult on present income
- 4 Finding it very difficult on present income
- 5 (DK)
- 6 (Refused)

[WP4657] - D15. Were you born in this country, **(Country in Sa)**, or not?

- 1 Born in this country
- 2 Born in another country
- 3 (DK)
- 4 (Refused)

(If code 2, 3, or 4 in WP4657, Continue; Otherwise, Skip to WP3339)

[WP9042] - D16. Did you move to this country within the last five years?

- 1 Yes
- 2 No
- 3 (DK)
- 4 (Refused)

[WP9048] - D17. In which country were you born? **(Open ended and code) (Code from file)**

- 903 Other
- 998 (DK)
- 999 (Refused)

[WP9105] - D18. Which country are you a national of? **(Code from file)**

- 903 Other
- 998 (DK)
- 999 (Refused)

[WP3339] - *D19. Do you live in **(response in S_1)**?

- 1 Yes
- 2 No
- 3 (DK)
- 4 (Refused)

***[Only asked if oversampling in major city]**

[WP1255] - D20. **Interviewer code:** Day of week of this interview:

- 2 Monday
- 3 Tuesday
- 4 Wednesday
- 5 Thursday
- 6 Friday
- 7 Saturday
- 1 Sunday

(INTERVIEWER READ:) Thank you for taking the time to answer these questions.

Appendix C: Selected Sources

International Statistics and Selected Publication Sources

The Brookings Institution

Carnegie Endowment for International Peace

The Economist Intelligence Unit Country Reports

International Labour Organization

International Monetary Fund

Middle East Youth Initiative

Organisation for Economic Co-operation and Development

United Nations

United Nations Development Programme

The World Bank

World Health Organization

